



SO MANY SHAPES

Lesson plan



Adapted from Core Knowledge
First Grade Objectives



Lesson 10

SO MANY SHAPES

lesson plan

VOCABULARY

- shape

MATERIALS

- Discussion Read Aloud
- Read Aloud Cards
- Activity Cards
- White paper
- Markers
- Foam shapes
- Optional: cardboard
- Optional: cookie cutters

OBJECTIVES

- Child will be able to **explain** what a shape is
- Child will be able to **create** their own shape artwork

Introduce/Review

- With a piece of paper and a pencil, have your child draw and color as many shapes as they can think of.

Teach

- Read/discuss the Discussion Read Aloud.
- Optional: watch [this video](#). Your child may want a piece of paper to draw along with the video.

Review/Extend

- Discuss the project(s) you made.

LESSON

Overlapping Shape Art



Before the lesson: Print out Activity Card s 1-4 on cardstock and cut them out (cutting the inside of the shape out as well). This will create a stencil. Cookie cutters would also be wonderful for this activity. Younger children may only need the large shapes.

- Select one shape and trace it onto the white paper with a black marker.
- Choose several more shapes and trace them (overlapping is okay and encouraged).
- Color in some of the interior spaces.

Foam Shape Collage

You will need foam shapes from a craft supply store.

- Choose Activity Card 5-8 and print onto paper or cardstock OR create a large shape out of cardboard.
- Glue the foam shapes inside the large shape.

Shape Pictures

Using foam shapes, make a picture!

You could also make a picture and use one shape to be something (like a circle could be a soccer ball).



ACTIVITIES

Lesson 10

SO MANY SHAPES

lesson plan

We've been learning all about line the past few weeks. But what happens when you draw a line and connect both ends together? You've made a shape!

What shapes can you name? (allow time for a response)

One at a time show the shapes from Read Aloud Card 1. Discuss each shape noticing the straight and curved lines that make each one.

Do you remember how we learned that colors can make you feel different ways. Well, shapes can make you think about different things too!

Look at all of these shapes *again* (show the shapes from Read Aloud Card 1). Which shapes makes you think of something moving? Allow time for a response. I hope you said a circle!


When I see a circle I immediately think of balls or wheels, don't you?

(Show a rectangle)


What do you think of when you see a rectangle? *(allow for a response)* Probably something that stays still. A refrigerator. A box. Maybe even a cracker.

Artists pay a lot of attention to shapes just like they do lines. In the coming weeks we'll look at some specific paintings where shape is very important.


A triangle probably reminds you of something sharp or may a rocket that flies.




www.justskandjames.com - 2020




www.justskandjames.com - 2020




www.justskandjames.com - 2020



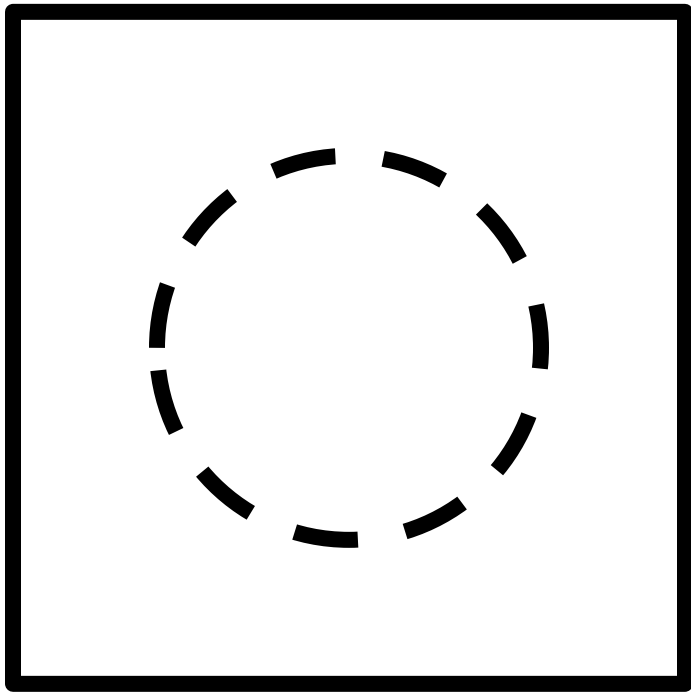
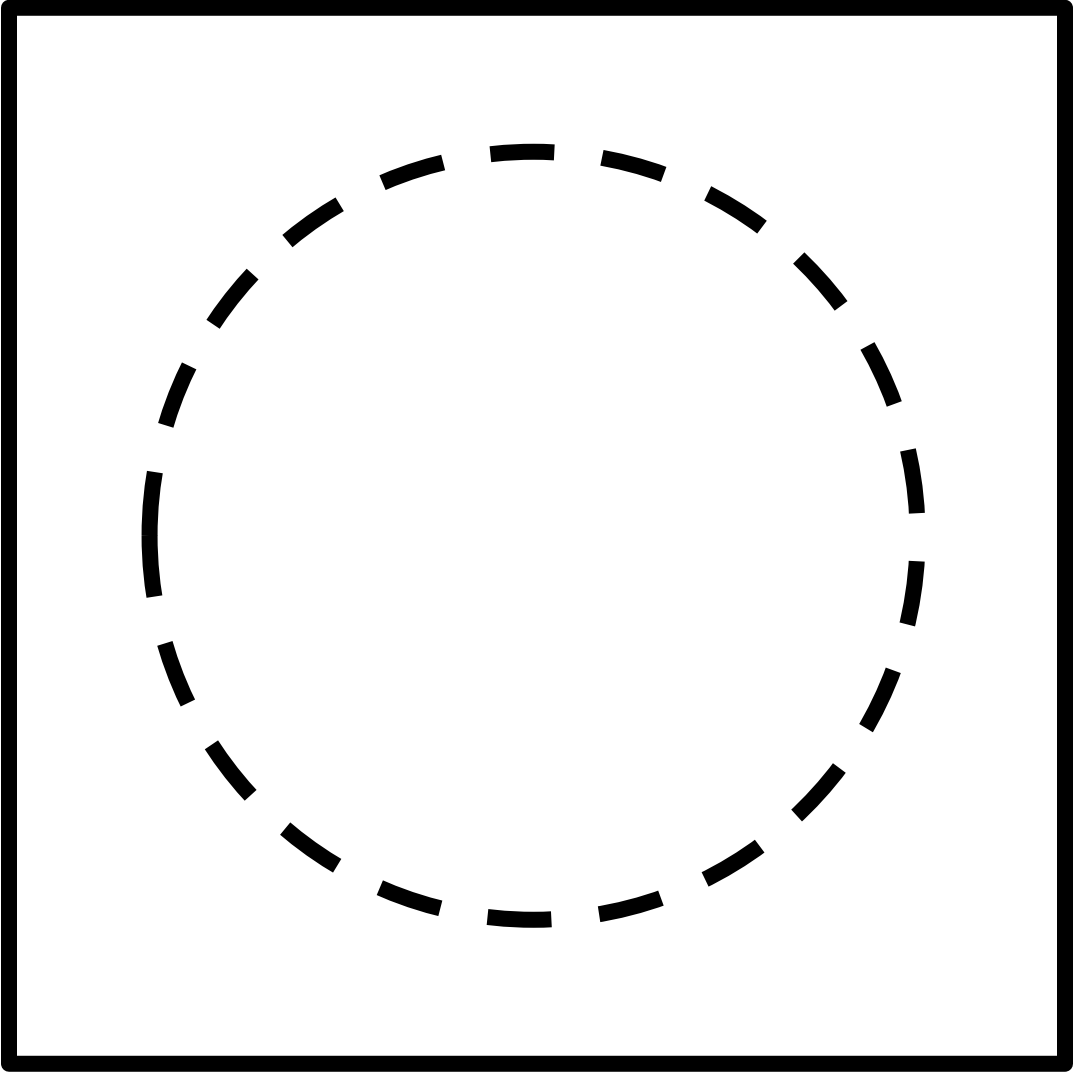
www.justskandjames.com - 2020

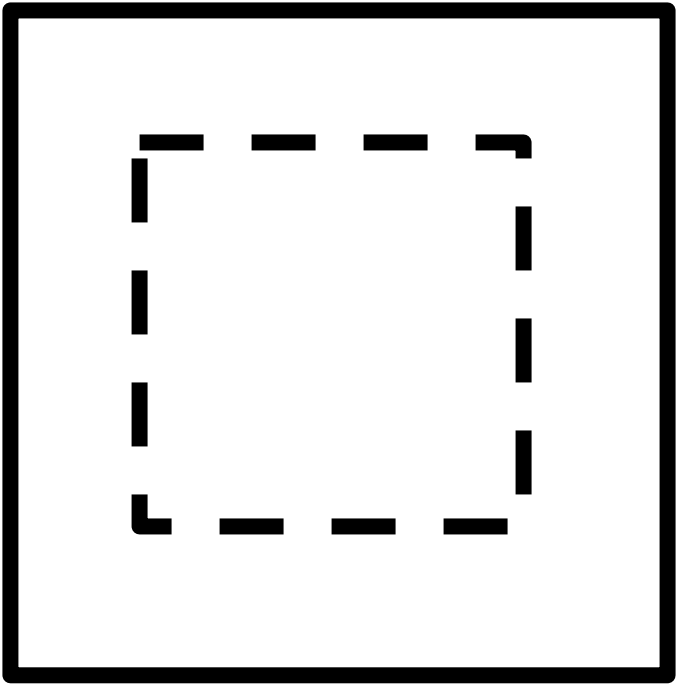
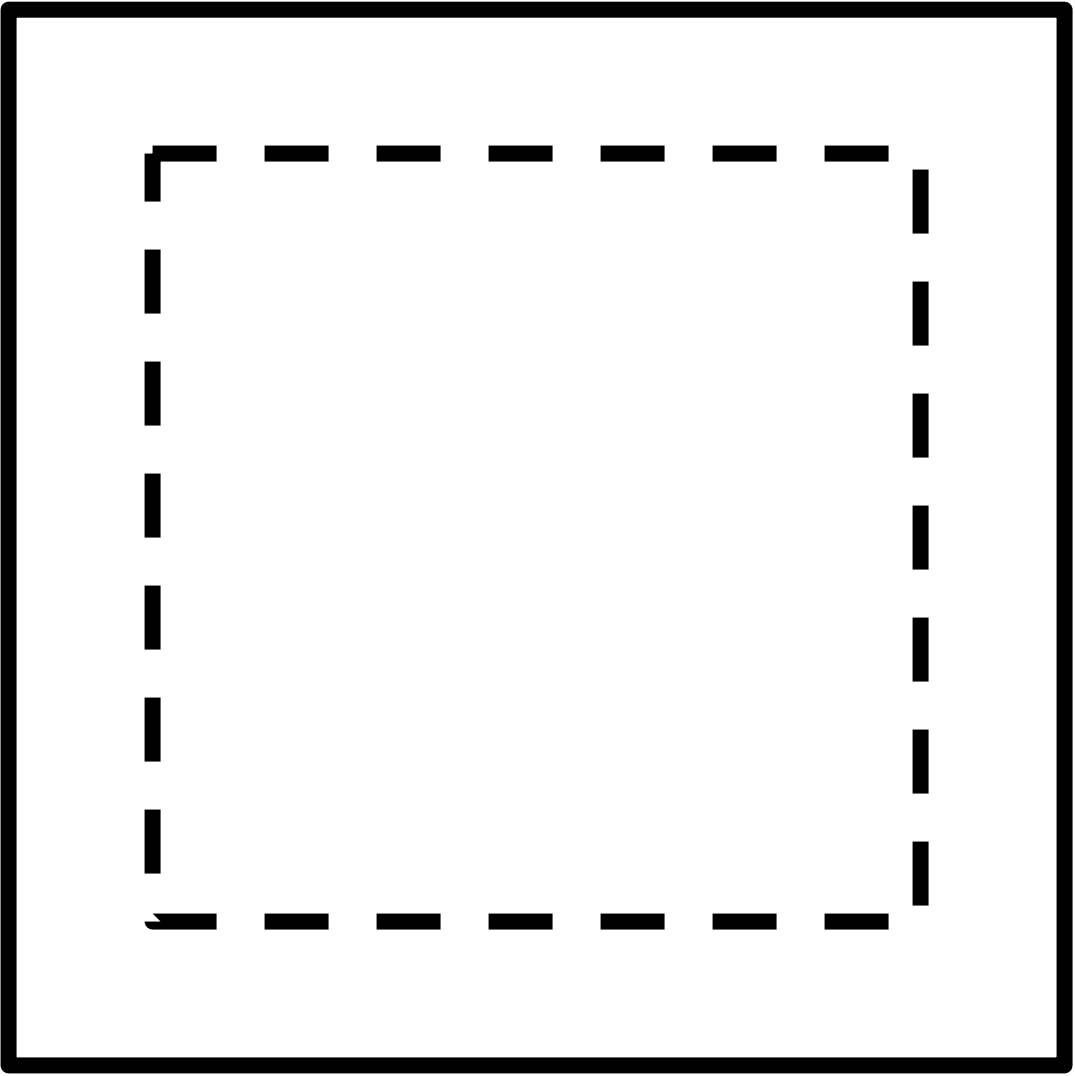


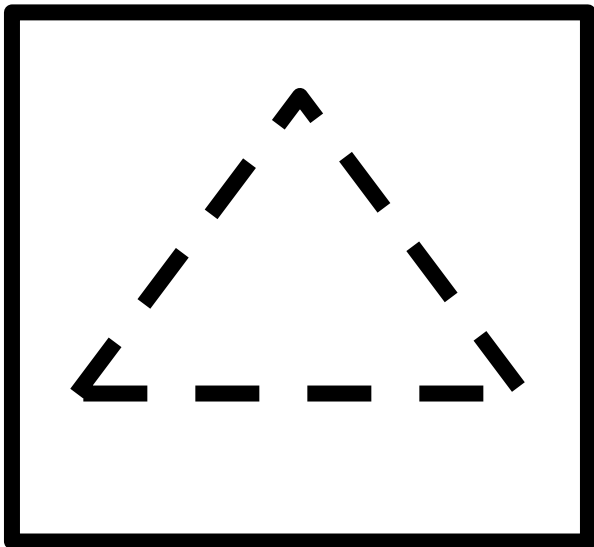
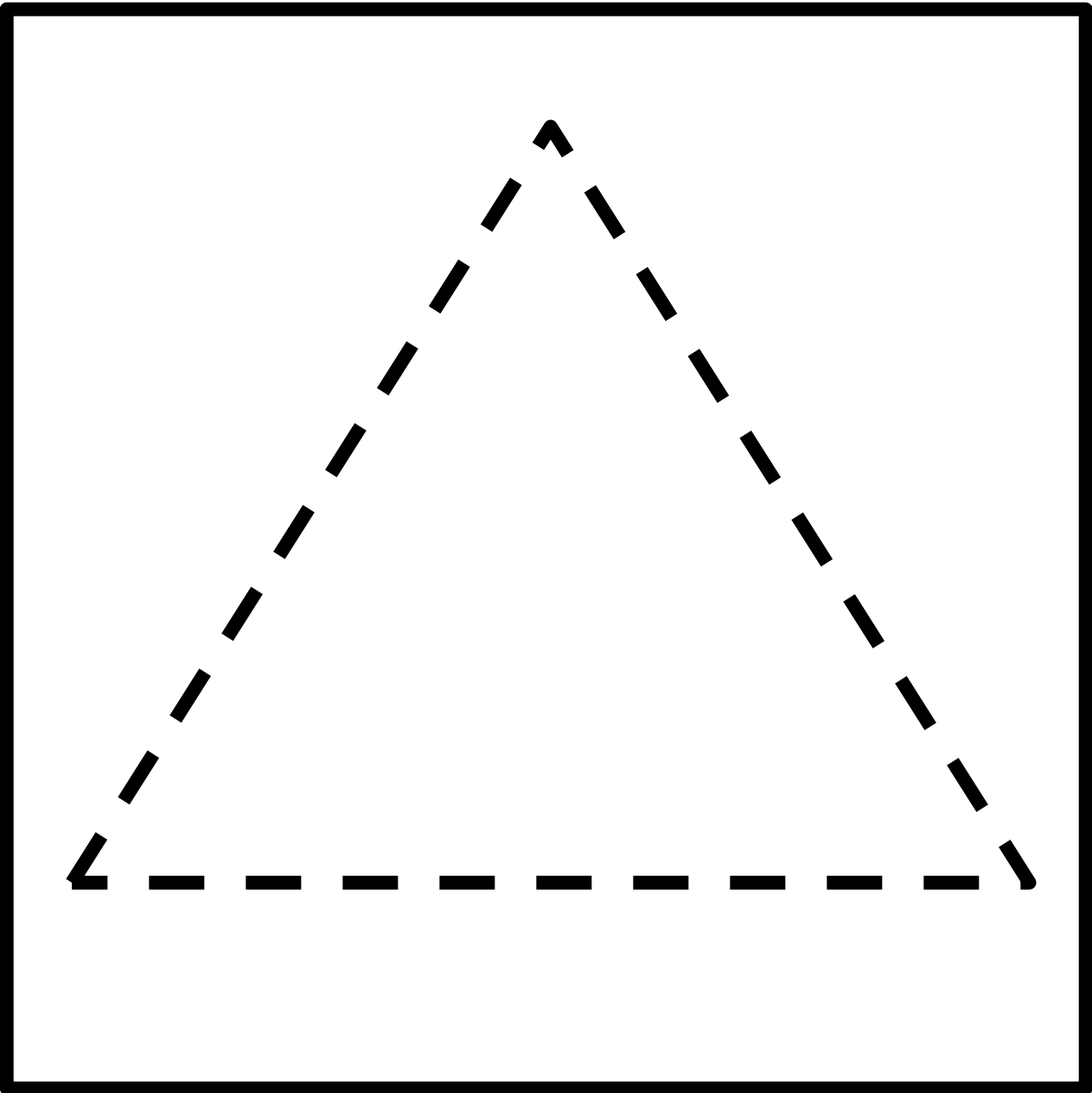
www.justskandjames.com - 2020

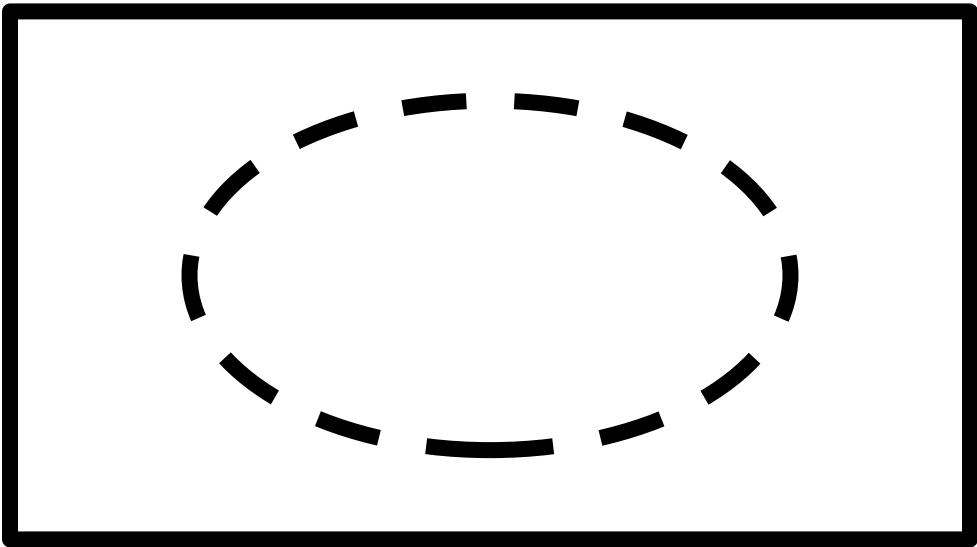
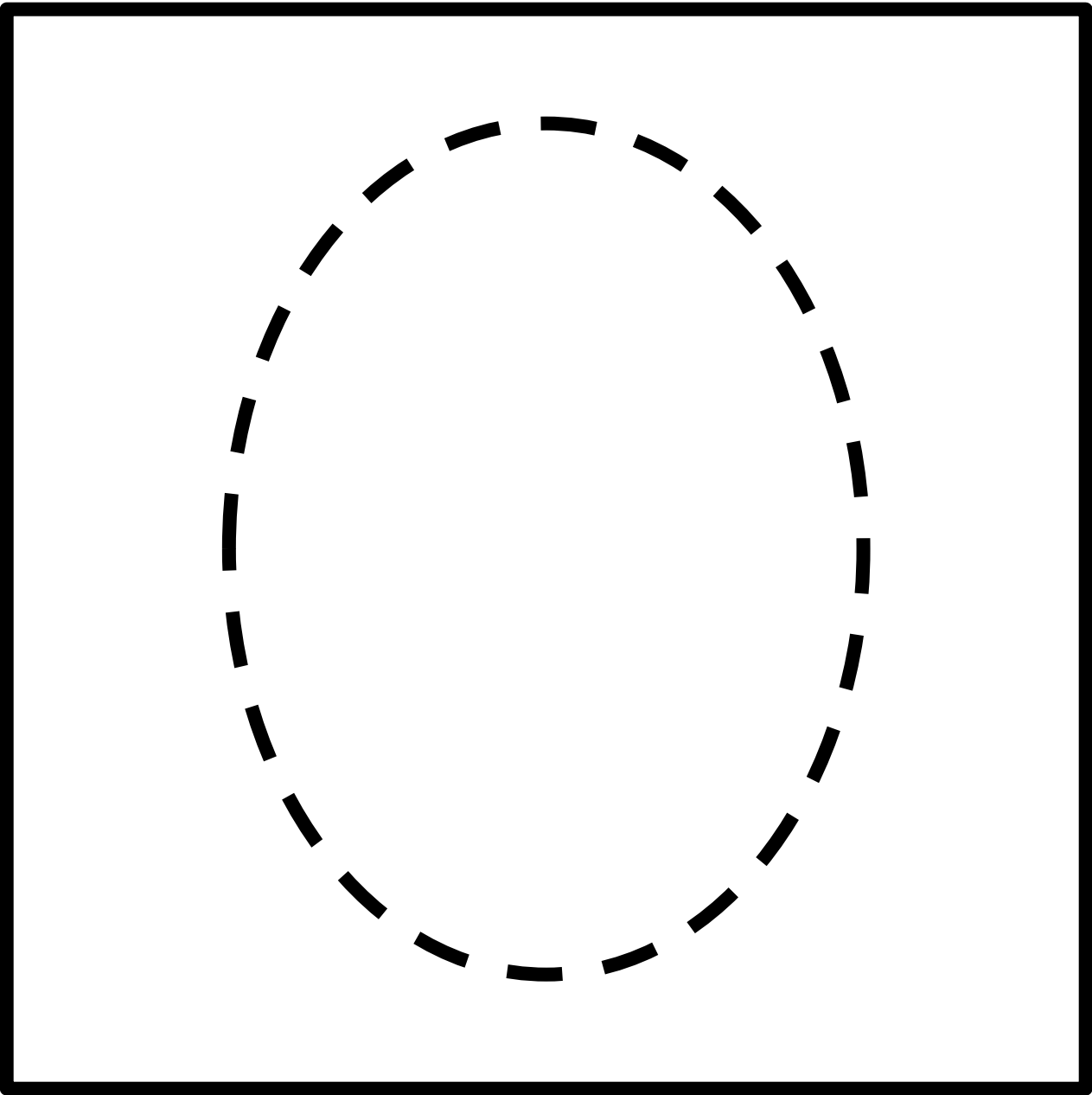



www.justskandjames.com - 2020




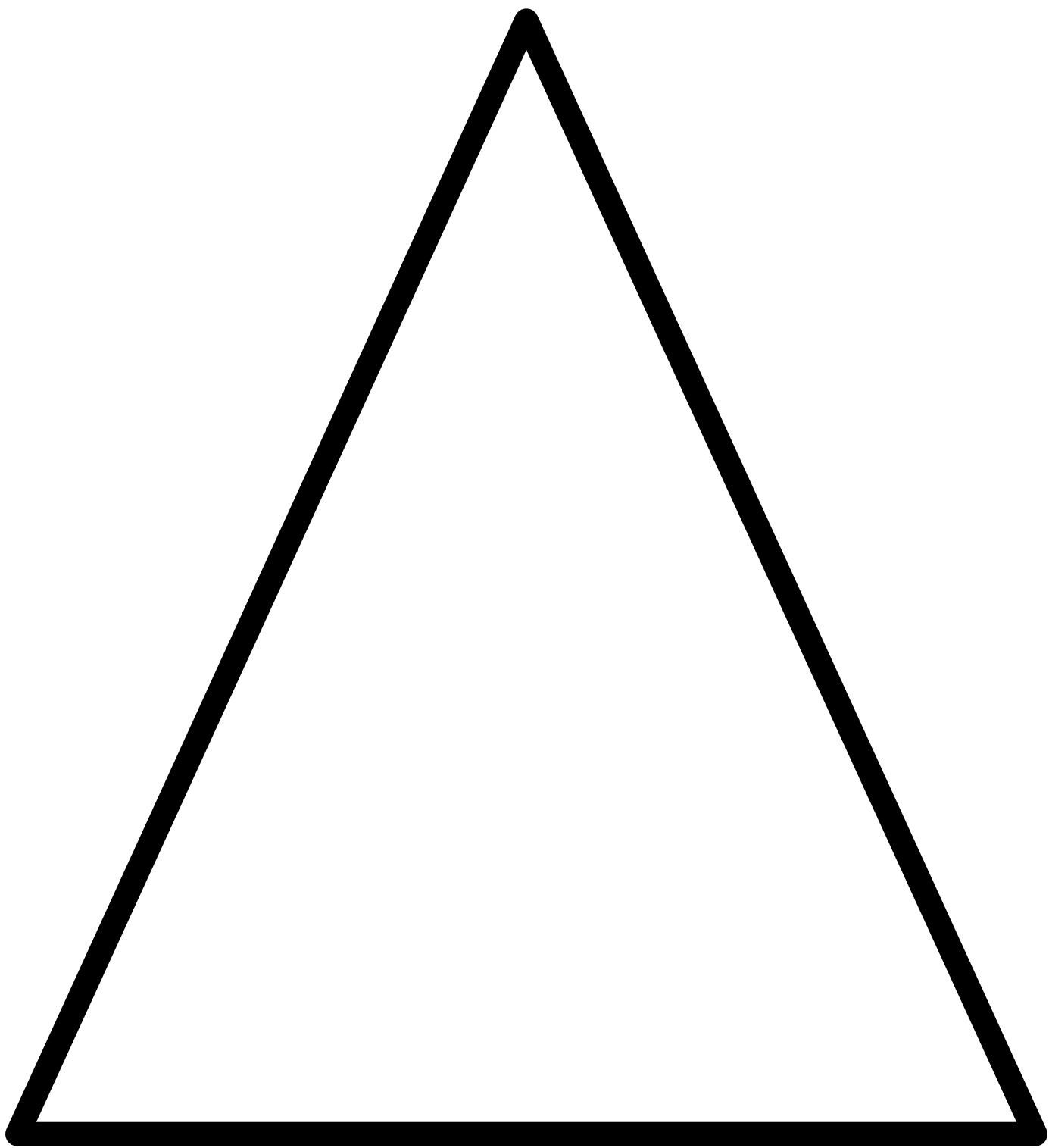















CREDITS



**I COULDN'T HAVE CREATED THIS PRODUCT WITHOUT
THESE WONDERFUL ARTISTS!**

THANK YOU!

THANK YOU FOR YOUR PURCHASE! IT MEANS SO MUCH TO ME. I HOPE YOU AND YOUR STUDENTS OR CHILDREN LOVE THIS RESOURCE!

I STRIVE TO MAKE LEARNING FUN THROUGH GAMES AND OTHER HANDS-ON ACTIVITIES. BE SURE TO FOLLOW ME BY CLICKING THE LINKS ON THE NEXT PAGE. I'M ALWAYS COMING UP WITH NEW IDEAS AND SHARING FREEBIES!

IF YOU HAVE ANY QUESTIONS, COMMENTS OR FEEDBACK,
PLEASE EMAIL ME AT GLUESTICKSANDGAMES@GMAIL.COM.

I WOULD LOVE TO HEAR FROM YOU!

terms of use

YOU MAY:

- ✧ USE ITEMS FOR YOUR OWN CLASSROOM STUDENTS OR YOUR OWN PERSONAL USE.
- ✧ REFERENCE THIS PRODUCT IN BLOG POSTS, AT SEMINARS, PROFESSIONAL DEVELOPMENT WORKSHOPS, OR OTHER SUCH VENUES PROVIDED THERE IS BOTH CREDIT GIVEN TO MYSELF AS THE AUTHOR AND A LINK BACK TO MY TPT STORE IS INCLUDED IN YOUR POST/PRESENTATION.

YOU MAY NOT:

- ✧ CLAIM THIS WORK AS YOUR OWN.
- ✧ SELL THE FILES IN ANY WAY.
- ✧ POST THE DOCUMENT ANYWHERE ON THE INTERNET.
- ✧ MAKE COPIES OF THIS ITEM TO SHARE WITH OTHERS.


**CLICK ANYWHERE TO FOLLOW ME ON TEACHERS
PAY TEACHERS!**

**BE THE *first to find out*
WHEN NEW GAMES AND ACTIVITIES ARE IN MY
STORE!**

SHHHHHH. THEY'RE OFTEN **FREE OR HIGHLY
DISCOUNTED THE FIRST 24 HOURS!**

I'D LOVE FOR YOU TO FIND ME IN OTHER PLACES!

WATCH ME ON
YOUTUBE



FIND ME ON FACEBOOK



PIN WITH ME ON
PINTEREST



CHECK OUT MY BLOG



SEE ME ON INSTAGRAM

