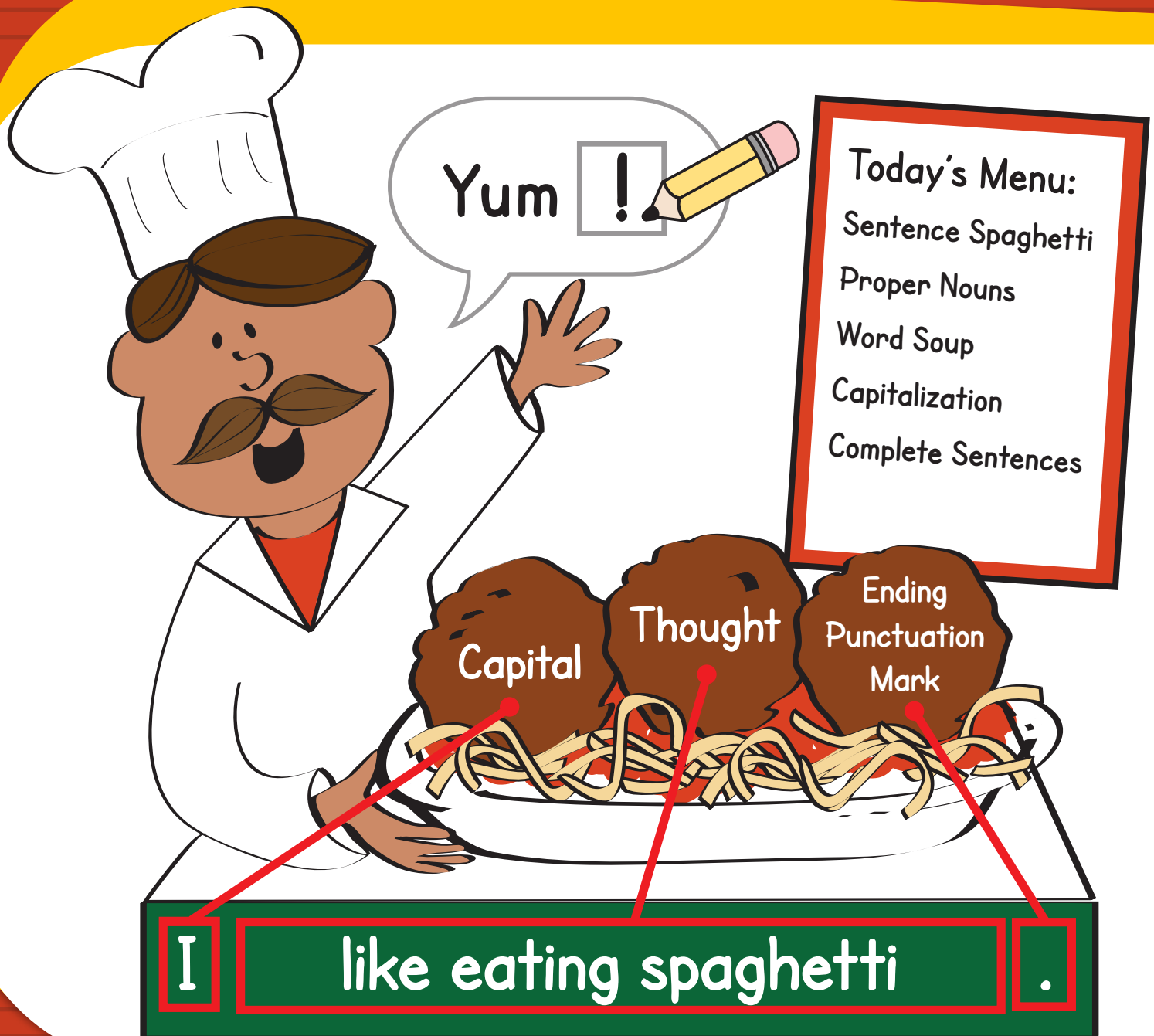


# Introducing The Sentence

1<sup>st</sup>  
GRADE



# Table of Contents

---

## Introducing the Sentence

Capitalization Rules  
Proper Nouns  
Fix the Glitch: Capitalization  
Sentence Spaghetti  
Glue It, Write It, Draw It!  
End Marks  
Ending Marks  
Mark the End  
Write Like a Detective  
Yummy Word Soup  
Picture This!  
Complete Sentences Rules  
Color if Complete  
Fix the Glitch

*Certificate of Completion*

Want more workbooks? Join Education.com Plus to save time and money.  
<http://www.education.com/education-plus/>

# Capitalization Rules


## Tips:

Have you ever wondered when to use a capital letter?

Use the following cards to remind you which words to capitalize in a sentence.


### The Beginning Of a Sentence

Once upon a time there was a frog.



### The Word "I"

May I have the ball please?



### Proper Nouns

My cat, Fluffy, likes to take long naps.



### Holidays, Months, and Days of the Week

My birthday is next Friday!



# Proper Nouns

Name: \_\_\_\_\_

## Sally The Silly Snake

Proper nouns are names of important people, places, and things. They can also be holidays, months, or days of the week.

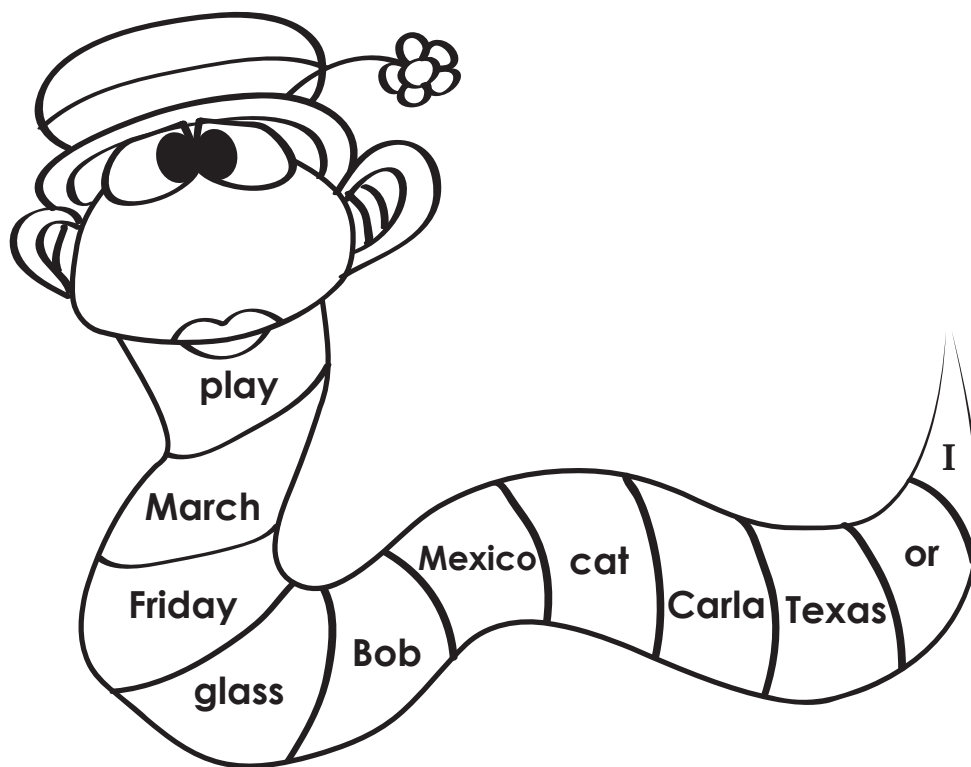
Proper nouns always begin with a capital letter.

Help Sally the silly snake learn proper nouns.

Color the proper nouns purple.



Color all the other words green.



## Your Turn!

Now it is your turn. Write 4 more **proper nouns**.  
Make sure they start with a capital!

- |          |          |
|----------|----------|
| 1. _____ | 3. _____ |
| 2. _____ | 4. _____ |

# Fix The Glitch


Name: \_\_\_\_\_

**Tips**  
Use the rules of  
capitalization to  
help you!


**Fix It!** Put an **X** on the letters that should be capitalized.

**Write It!** Write the sentence correctly.

**Draw it!** Draw a picture that matches the sentence.



1. my dog max can play fetch with amy.




\_\_\_\_\_

\_\_\_\_\_

\_\_\_\_\_

\_\_\_\_\_

2. my birthday party is on friday!




\_\_\_\_\_

\_\_\_\_\_

\_\_\_\_\_

\_\_\_\_\_

4. when can i go play outside?



\_\_\_\_\_

\_\_\_\_\_

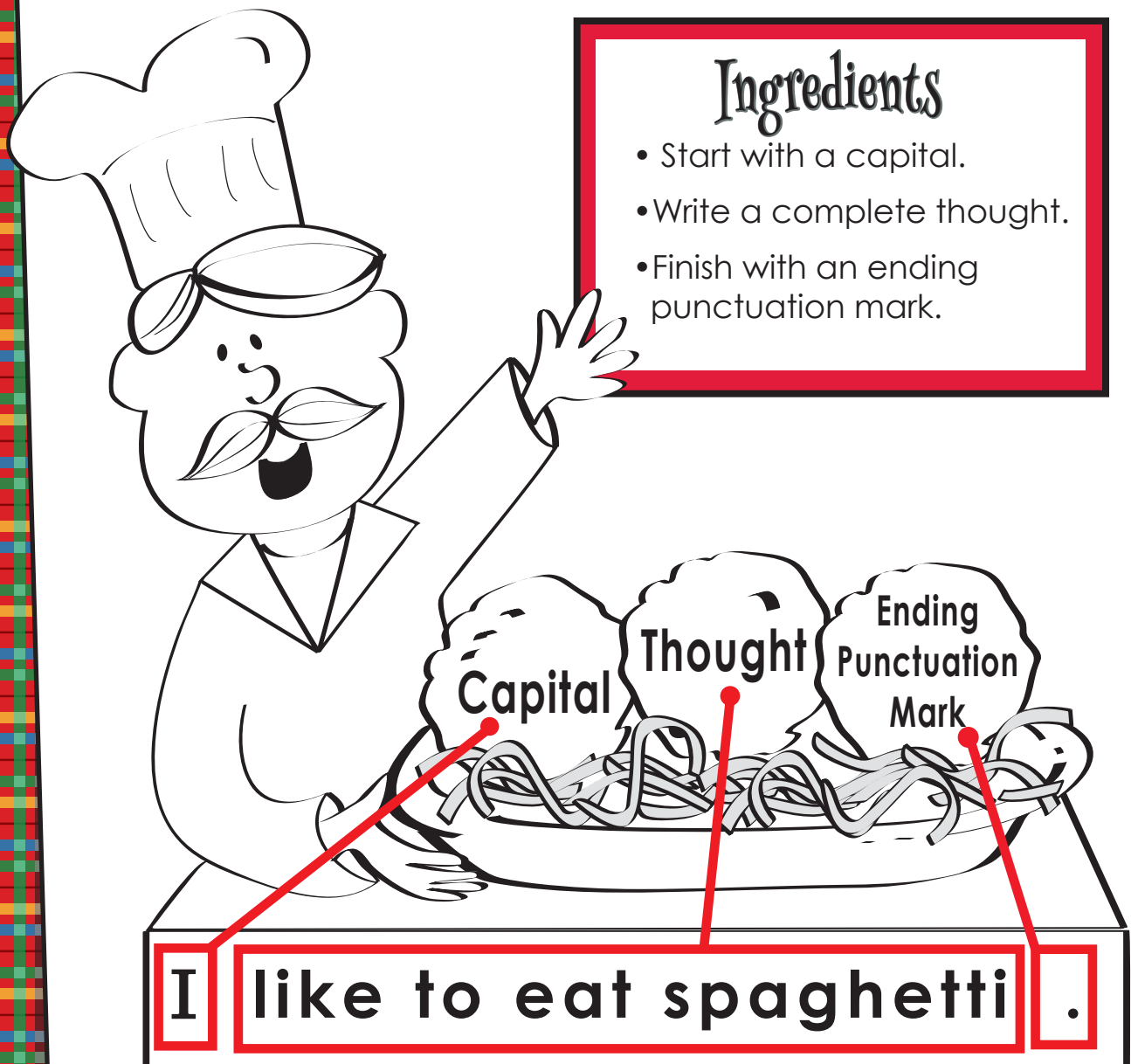
\_\_\_\_\_

\_\_\_\_\_

# Sentence Spaghetti

## **What is a sentence?**

A sentence shares a complete thought using words and punctuation marks.  
A good sentence needs all the right ingredients.




# Glue It, Write It, Draw It!

Use the words at the bottom of the page to create a sentence.  
Then glue it, write it, and draw it.

Circle all the capitals red.



Circle the ending marks blue.



My

can

Spot

swim

dog

.

# Glue It, Write It, Draw It!

Use the words at the bottom of the page to create a sentence.  
Then glue it, write it, and draw it.

Circle all the capitals red.



Circle the ending marks blue.



Name: \_\_\_\_\_



Can

?

I

Tom

play

with



# Ending Marks

## Rules

### **Tips:**

Ending marks always belong at the end of a sentence.  
There are 3 types of sentences.

- **Declarative Sentences** tell you who is doing what.
- **Interrogative Sentences** ask a question.
- **Exclamatory Sentences** express surprise, anger, or pain.

Use the following cards to remind you which ending mark to use in a sentence.

### **Declarative Sentences**

Use a **period**.  
Tell us who is doing what.



The cat is sleeping.

### **Interrogative Sentences**

Use a **question mark**.  
Ask a question.




Where is the cat?

### **Exclamatory Sentences**

Use an **exclamation mark**.  
Express surprise, anger, or pain.



There is my cat !



Name: \_\_\_\_\_ Date: \_\_\_\_\_


# Ending Marks!

Do you know what an ending mark looks like?

Color all the **exclamation marks green**. 

Color all the **periods blue**. 

Color all the **question marks red**. 




# Mark The End

Use the ending marks at the bottom of the page to complete the sentences. Make sure you use the correct one!

1. Watch out for that tree

2. What day is it

3. I can play the guitar



Write one declarative sentence, one interrogative sentence, and one exclamatory sentence.



---

---

---



---

---

---



---

---

---



# Mark The End

Use the ending marks at the bottom of the page to complete the sentences. Make sure you use the correct one!

1. Where is my hat

2. The boy is sitting on the bed

3. Let's have a party



Write one declarative sentence, one interrogative sentence, and one exclamatory sentence.




Name: \_\_\_\_\_

Date: \_\_\_\_\_

# Write Like A Detective

## Magnifying Glass



Detectives look for clues to solve a problem.  
Can you find the mistakes in the paragraph below?

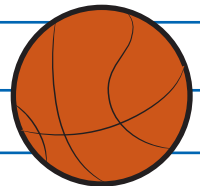
Draw a  magnifying glass around all the mistakes, then, write the paragraph correctly.

Write the number of mistakes you found inside the big magnifying glass. — — —

my friend tony likes to play basketball ? we like

to go to the park and practice on sundays . our

moms like to cheer for us, "Go, boys, go?"



Name: \_\_\_\_\_

Date: \_\_\_\_\_


# Write Like A Detective

Detectives look for clues to solve a problem.  
Can you find the mistakes in the paragraph below?




Draw a  magnifying glass around all the mistakes, then, write the paragraph correctly.

Write the number of mistakes you found inside the big magnifying glass.

Magnifying Glass



i went to texas with my dad this summer. we saw lots  
of things? first i saw the beach! my dog spot liked  
playing in the sand. i want to go again next june



Handwriting practice lines consisting of solid top and bottom lines with a dashed middle line.

Name: \_\_\_\_\_

Date: \_\_\_\_\_

# Yummy Word Soup

Circle words from the list below and use them to create complete sentences.

Like this: *My dog can play ball.*

Make sure to only use words from the list. How many different sentences can you make?

|      |       |      |      |      |        |
|------|-------|------|------|------|--------|
| my   | down  | one  | ball | so   | little |
| and  | a     | in   | you  | her  | cat    |
| is   | up    | away | look | for  | funny  |
| play | dog   | see  | big  | with | this   |
| we   | where | said | he   | see  | from   |
| me   | can   | to   | she  | I    | jump   |



|       |
|-------|
| _____ |
| ----- |
| _____ |
| _____ |
| ----- |
| _____ |
| _____ |
| ----- |
| _____ |
| _____ |
| ----- |
| _____ |
| _____ |
| ----- |
| _____ |

Name: \_\_\_\_\_

Date: \_\_\_\_\_



# Picture This

Look at each picture and write a matching sentence.  
Make sure to use capitalization and ending mark rules.



Three sets of handwriting practice lines, each consisting of a solid top line, a dashed middle line, and a solid bottom line.

Three sets of handwriting practice lines, each consisting of a solid top line, a dashed middle line, and a solid bottom line.



Three sets of handwriting practice lines, each consisting of a solid top line, a dashed middle line, and a solid bottom line.

Three sets of handwriting practice lines, each consisting of a solid top line, a dashed middle line, and a solid bottom line.

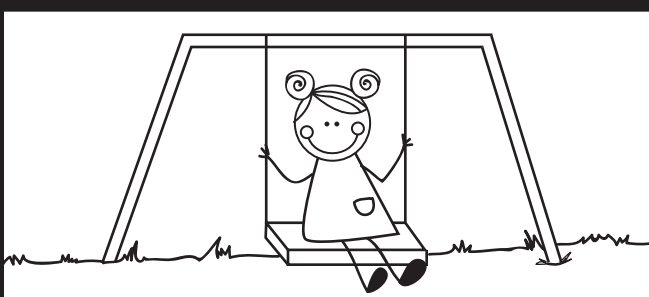


Name:


Date:

# Picture This


Look at each picture and write a matching sentence.  
Make sure to use capitalization and ending mark rules.




|  |
|--|
|  |
|  |
|  |
|  |



|  |
|--|
|  |
|  |
|  |
|  |



|  |
|--|
|  |
|  |
|  |
|  |



|  |
|--|
|  |
|  |
|  |
|  |

# Complete Sentences

## Rules

### Tips:


Good writers always use **complete sentences**.

Use the cards below to help you remember the difference between a **complete** and an **incomplete sentence**.

### Complete Sentences

- Share a complete thought.
- Use many details.
- Tell us **who** did **what** and **where**.
- Use capitalization and ending mark rules.


**The boy is reading quietly on the floor.**



### Incomplete Sentences

- Do **NOT** share a complete thought.
- Do **NOT** use details.
- Do **NOT** use capitalization and ending mark rules.

**Boy reads on floor**




Name:

Date:

# Color If Complete

Read the sentences below and decide if they are complete or incomplete.

Color the complete sentences yellow. 

Put an **X** on the incomplete sentences.

|                                  |                                   |
|----------------------------------|-----------------------------------|
| The dog is playing ball outside. | I found 2 pens!                   |
| My mom is cooking dinner.        | Where is it?                      |
| the house big!                   | I can make a pizza.               |
| Can Ben come out and play?       | Linda likes to dance.             |
| We can make a pie tomorrow.      | John can help us clean too.       |
| Pick up.                         | The cat is sleeping on the couch. |
| His house outside                | It is not fair.                   |
| Bring it to me.                  | He smart boy.                     |

Name:

Date:


# Fix The Glitch

All these sentences are incomplete.

Can you help us fix them? Make sure to use lots of details.


Draw a picture when you are done.

1. Cooking a pizza.



Handwriting practice lines for the first sentence, consisting of four horizontal lines: a solid top line, a dashed middle line, a solid baseline, and a solid descender line.

2. Colored a picture.




Handwriting practice lines for the second sentence, consisting of four horizontal lines: a solid top line, a dashed middle line, a solid baseline, and a solid descender line.

4. Playing outside.



Handwriting practice lines for the third sentence, consisting of four horizontal lines: a solid top line, a dashed middle line, a solid baseline, and a solid descender line.



# Great job!

---

is an Education.com writing superstar

