

Money Math: Learning Coins

P
Preschool

5¢



= _____ ¢



= _____ ¢



= _____ ¢



Table of Contents

Money Math: Learning Coins

The Penny

The Nickel

The Dime

The Quarter

Match the Coins

Let's go Shopping: Shoes

Let's go Shopping: Pets

Let's go Shopping: Toys #1

Let's go Shopping: Art

Let's go Shopping: Tools

Let's go Shopping: Purses

Let's go Shopping: Toys #2

Let's go Shopping: Machines

Certificate of Completion

Want more workbooks? Join Education.com Plus to save time and money.
<http://www.education.com/education-plus/>

The Penny

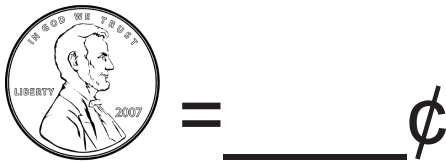


The penny is called 1¢, 1 cent, or one cent. Abraham Lincoln was our 16th President and he is on the front of the penny.

Trace the word below.

penny penny penny

Count and add up all of the coins.



Color the penny.



front



back

The Nickel



The nickel is called 5¢, 5 cents, or five cents. Thomas Jefferson was our 3rd President and he is on the front of the nickel.

Trace the words below.

nickel nickel nickel

Count and add up all of the coins.



Color the nickel.



front



back

The Dime



The dime is called 10¢, 10 cents, or ten cents. Franklin Roosevelt was our 32nd President and he is on the front of the dime.

Trace the word below.

dime dime dime

Count and add up all of the coins.



Color the dime.



front



back

The Quarter



The quarter is called 25¢, 25 cents, or twenty five cents. George Washington was our 1st President and he is on the front of the quarter.

Trace the word below.

quarter

quarter

Count and add up all of the coins.



Color the quarter.



front



back

MATCH THE COINS

Draw a line to connect each coin on the left to its name on the right.



Quarter



Penny




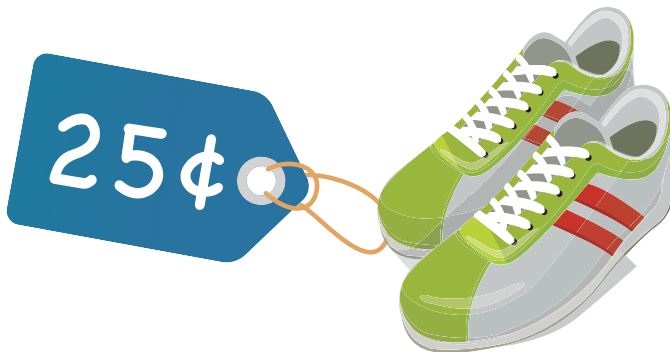
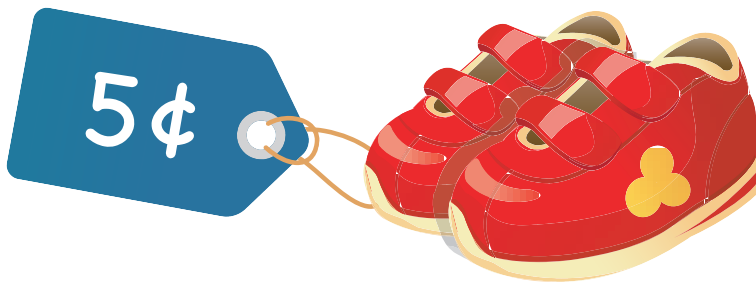
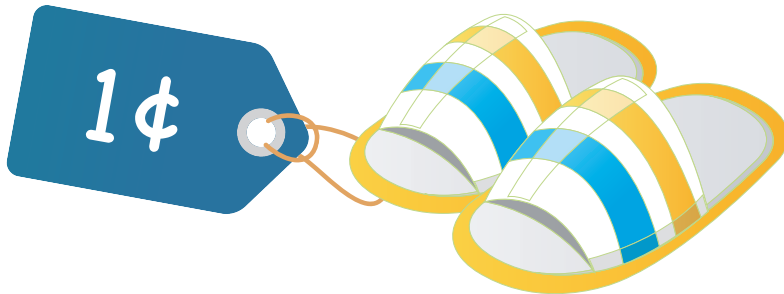
Nickel



Dime


Let's Go Shopping!

Draw a line from the shoes to the coin you need to buy it.




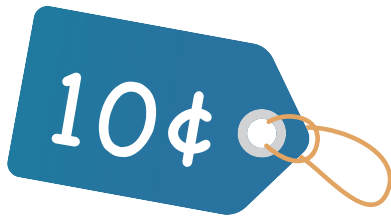

Let's Go Shopping!

Draw a line from the pet to the coin you need to buy it.





Let's Go Shopping!

Draw a line from the toy to the coin you need to buy it.



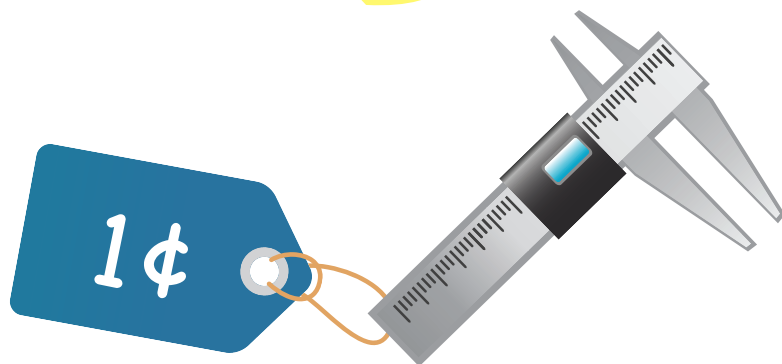

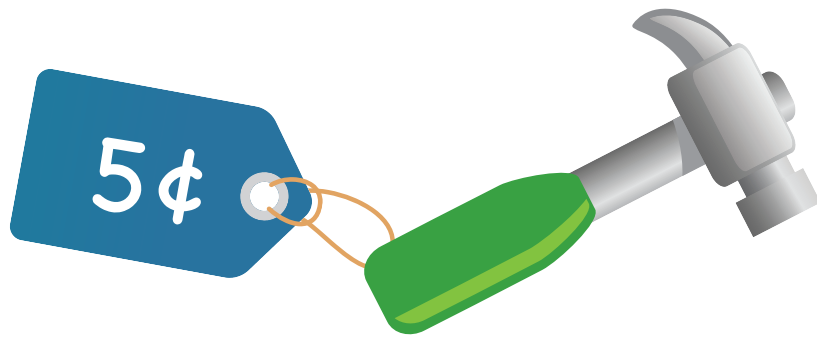
Let's Go Shopping!

Draw a line from the art supplies to the coin you need to buy it.



Let's Go Shopping!

Draw a line from the tool to the coin you need to buy it.






Let's Go Shopping!

Draw a line from the purse to the coin you need to buy it.




Let's Go Shopping!

Draw a line from the toy to the coin you need to buy it.



Let's Go Shopping!

Draw a line from the machine to the coin you need to buy it.



Great job!

is an Education.com math superstar

