








# Picture MATH



Addition and Subtraction

# K



Kindergarten



+




+



3

- 1

---



3

- 3

---



3

- 2

---

# Table of Contents

---

## **Picture Math: Addition and Subtraction**

Fruity Addition #1  
Veggies Addition #1  
Blossoms Addition  
Veggie Math  
Harvest Time Addition  
Veggies Addition #2  
Fruity Addition #2  
Fruit Math  
Garden Math  
Falling Apples  
Get Some Protein  
Fruity Subtraction  
Dessert Subtraction  
Let's Bake! Subtraction  
Mouse Snack  
Thirsty Subtraction  
Math Crossword Puzzle

*Certificate of Completion*

Want more workbooks? Join [Education.com Plus](http://www.education.com/education-plus/) to save time and money.  
<http://www.education.com/education-plus/>

# Fruity

Addition 


Add together the fruits that are in each box and write your answer in the box on the right.

1



$$\begin{array}{r} 4 \\ +1 \\ \hline \end{array}$$

2




$$\begin{array}{r} 5 \\ +2 \\ \hline \end{array}$$

3



$$\begin{array}{r} 3 \\ +3 \\ \hline \end{array}$$

4




$$\begin{array}{r} 1 \\ +3 \\ \hline \end{array}$$

# Veggies

Addition 

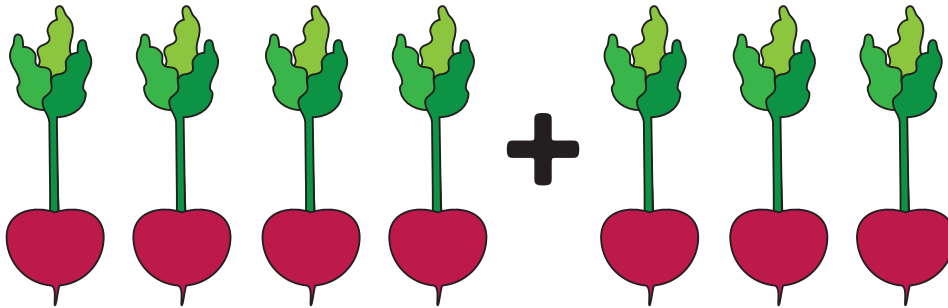
Add together the vegetables that are in each box and write your answer in the box on the right.

1




$$\begin{array}{r} 2 \\ +3 \\ \hline \end{array}$$

2




$$\begin{array}{r} 4 \\ +3 \\ \hline \end{array}$$

3



$$\begin{array}{r} 3 \\ +3 \\ \hline \end{array}$$

4




$$\begin{array}{r} 1 \\ +5 \\ \hline \end{array}$$

# Blossoms

Addition 


Add together the flowers that are in each box and write your answer in the box on the right.

1



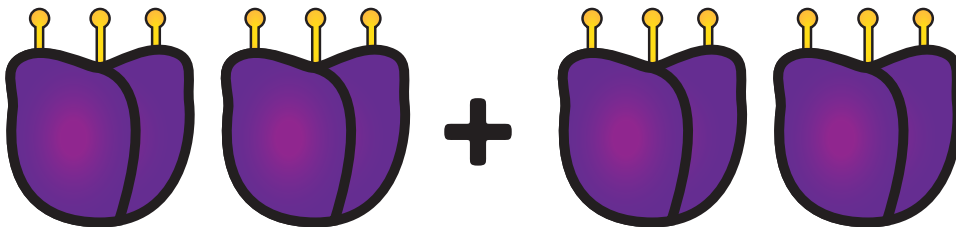
$$\begin{array}{r} 4 \\ +3 \\ \hline \end{array}$$

2



$$\begin{array}{r} 3 \\ +3 \\ \hline \end{array}$$

3



$$\begin{array}{r} 2 \\ +2 \\ \hline \end{array}$$

4




$$\begin{array}{r} 5 \\ +1 \\ \hline \end{array}$$



# Veggie Math


How many of each picture do you see? Add them up and write the number in the box!

3




+

10




=

7




+

7




=

9



+

6



=

# Harvest Time

Addition 

Add together the grains that are in each box and write your answer in the box on the right.

1



$$\begin{array}{r} 4 \\ +6 \\ \hline \end{array}$$

2



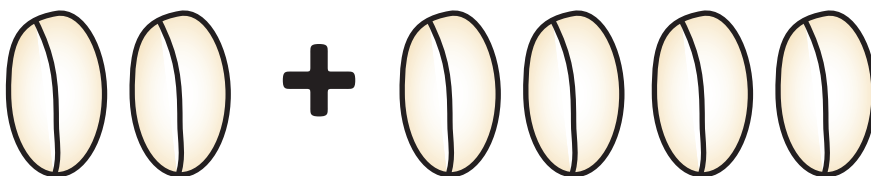
$$\begin{array}{r} 5 \\ +2 \\ \hline \end{array}$$

3



$$\begin{array}{r} 2 \\ +3 \\ \hline \end{array}$$

4




$$\begin{array}{r} 2 \\ +4 \\ \hline \end{array}$$

# Veggies

Addition 

Add together the vegetables that are in each box and write your answer in the box on the right.

1




$$\begin{array}{r} 1 \\ +4 \\ \hline \end{array}$$

2



$$\begin{array}{r} 3 \\ +1 \\ \hline \end{array}$$

3



$$\begin{array}{r} 2 \\ +3 \\ \hline \end{array}$$

4



$$\begin{array}{r} 2 \\ +2 \\ \hline \end{array}$$




# Fruity

Addition 

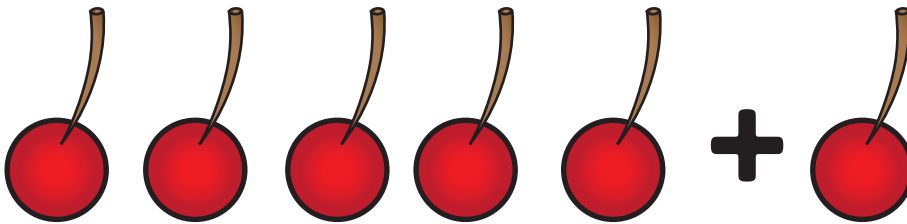
Add together the fruits that are in each box and write your answer in the box on the right.

1




$$\begin{array}{r} 4 \\ +2 \\ \hline \end{array}$$

2




$$\begin{array}{r} 5 \\ +1 \\ \hline \end{array}$$

3



$$\begin{array}{r} 3 \\ +3 \\ \hline \end{array}$$

4



$$\begin{array}{r} 2 \\ +3 \\ \hline \end{array}$$




# Fruit Math


How many of each picture do you see? Add them up and write the number in the box!

10

2




+




=

8

3




+




=

6

7



+




=



# Garden Math


How many of each picture do you see? Add them up and write the number in the box!

4




+

4



=

5



+

1



=

2



+

5



=

# Falling Apples



Count the apples that have fallen from the tree.  
Count how many apples are eaten.  
Subtract to tell how many are left.

7 red apples

4 eaten apples

—

□

7 green apples

2 eaten apples

—

□

8 yellow apples

6 eaten apples

—

□

7 red apples

2 eaten apples

—

□

8 green apples

1 eaten apple

—

□

10 yellow apples

3 eaten apples

—


□

# Get Some Protein

Subtraction

Count how many pieces of food are in each box. Now take away the darker pictures.  
How many are left? Write your answer in the box on the right.

1



$$\begin{array}{r} 4 \\ -1 \\ \hline \end{array}$$

2



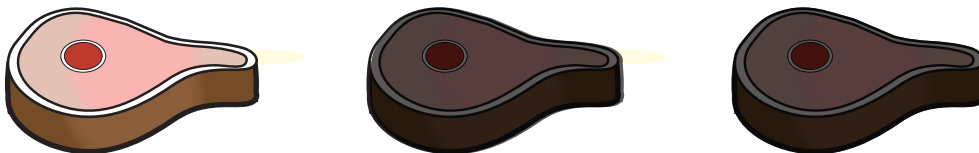
$$\begin{array}{r} 7 \\ -6 \\ \hline \end{array}$$

3



$$\begin{array}{r} 5 \\ -3 \\ \hline \end{array}$$

4



$$\begin{array}{r} 3 \\ -2 \\ \hline \end{array}$$

# Fruity

## Subtraction

Count how many fruits are in each box. Now take away the darker pictures.  
How many are left? Write your answer in the box on the right.

1



$$\begin{array}{r} 5 \\ -2 \\ \hline \end{array}$$

2




$$\begin{array}{r} 4 \\ -3 \\ \hline \end{array}$$

3



$$\begin{array}{r} 3 \\ -1 \\ \hline \end{array}$$

4



$$\begin{array}{r} 7 \\ -4 \\ \hline \end{array}$$

# Dessert

Subtraction

Count how many desserts are in each box. Now take away the darker pictures.  
How many are left? Write your answer in the box on the right.

1



$$\begin{array}{r} 4 \\ -1 \\ \hline \end{array}$$

2




$$\begin{array}{r} 5 \\ -3 \\ \hline \end{array}$$

3



$$\begin{array}{r} 6 \\ -2 \\ \hline \end{array}$$

4



$$\begin{array}{r} 7 \\ -4 \\ \hline \end{array}$$


# Let's Bake!

## Subtraction

Count how many baking items are in each box. Now take away the darker pictures.


How many are left? Write your answer in the box on the right.

1




$$\begin{array}{r} 4 \\ -2 \\ \hline \end{array}$$

2




$$\begin{array}{r} 5 \\ -4 \\ \hline \end{array}$$

3



$$\begin{array}{r} 3 \\ -1 \\ \hline \end{array}$$


4




$$\begin{array}{r} 7 \\ -3 \\ \hline \end{array}$$




# Mouse Snack



Count the pieces of cheese.  
Count how many pieces the mouse eats.  
Subtract to tell how many are left.




-




=




-



=



-



=



-



=

# Thirsty

Subtraction

Count how many drinks are in each box. Now take away the darker pictures.  
How many are left? Write your answer in the box on the right.

1




$$\begin{array}{r} 5 \\ -3 \\ \hline \end{array}$$

2




$$\begin{array}{r} 7 \\ -2 \\ \hline \end{array}$$

3



$$\begin{array}{r} 6 \\ -1 \\ \hline \end{array}$$


4





$$\begin{array}{r} 4 \\ -4 \\ \hline \end{array}$$


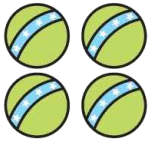
# Math Crossword Puzzle



Complete the puzzle by solving each math problem.





Across



2.  +  = 9



4.  -  =       

5.  -  =       

Down

1.  +  =       

3.  +  =       

5.  +  =

Great job!

---

is an Education.com math superstar

