

# SIGHT WORDS

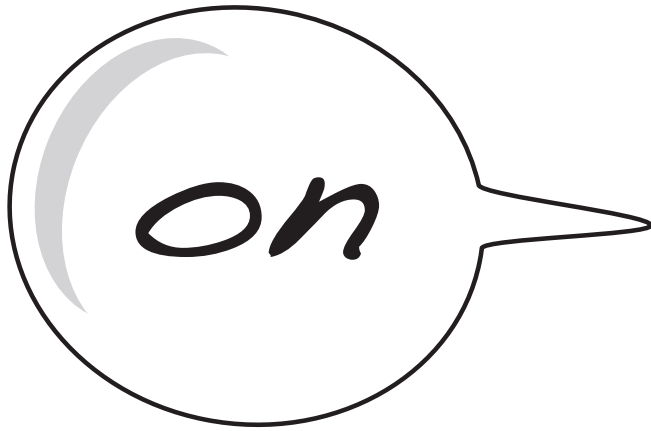
and Sounds



o n on



The goat is \_\_\_ the hill.



# Table of Contents

---

## Sight Words and Sounds

Kindergarten Sight Words  
Write and Draw Sight Words: On  
Write and Draw Sight Words: Small  
Write and Draw Sight Words: Has  
Write the Sight Words: Go  
Write the Sight Words: It  
Write the Sight Words: Was  
Write the Sight Words: Is  
Write the Sight Words: And  
Write the Sight Words: My  
Write the Sight Words: At  
Write the Sight Words: Me  
Write and Draw Sight Words: Sleep  
Write the Sight Words: She  
Learning Sight Words: The  
Word Changer #1  
Word Changer #2  
Write a Sentence: Cat  
Write a Sentence: Frog  
Write a Sentence: Dog

*Certificate of Completion*

Want more workbooks? Join [Education.com Plus](http://www.education.com/education-plus/) to save time and money.  
<http://www.education.com/education-plus/>

# Kindergarten Sight Words

*Cut these out and tape them around the house!*



a

at

an

and


am

are



# Write and Draw Sight Words

Look at the sight word, trace the dotted lines, then write it yourself!



on


The goat is \_\_\_\_\_ the hill.

Color the word "on."



# Write and Draw Sight Words

Look at the sight word, trace the dotted lines, then write it yourself!



s m a l l

The mouse is \_\_\_\_\_.

Draw other animals that are **small**.

# Write and Draw Sight Words

Look at the sight word, trace the dotted lines, then write it yourself!



has

The boy \_\_\_\_\_ a ball.

Color in the word "has"

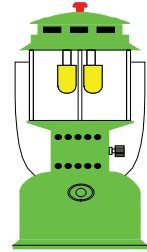
H A S

# Write the Sight Words

Look at the sight word, trace the dotted lines, then write it yourself!



go



g

g o

go

We are going to  
camping.

# Write the Sight Words

Look at the sight word, trace the dotted lines,  
then write it yourself!



it



it

it


it

I think that \_\_\_\_\_  
might rain today.



# Write the Sight Words

Look at the sight word, trace the dotted lines,  
then write it yourself!



was



w


w a s

was

The butterfly \_\_\_\_\_  
once a caterpillar.

# Write the Sight Words

Look at the sight word, trace the dotted lines, then write it yourself!



is



is


is

is

Tomorrow \_\_\_\_\_ the  
first day of school.

# Write the Sight Words

Look at the sight word, trace the dotted lines,  
then write it yourself!



and



a

a n d

and

Sue I both

have brown hair.

# Write the Sight Words

Look at the sight word, trace the dotted lines,  
then write it yourself!



my



m

m y

my

Today \_\_\_ friend  
is coming to visit.

# Write the Sight Words

Look at the sight word, trace the dotted lines, then write it yourself!



at



a


a t

at

We are going to  
fly a kite the park.

# Write the Sight Words

Look at the sight word, trace the dotted lines, then write it yourself!



me



m


m e

me

Dad is picking \_\_\_\_\_  
up from soccer.

# Write and Draw Sight Words

Look at the sight word, trace the dotted lines, then write it yourself!



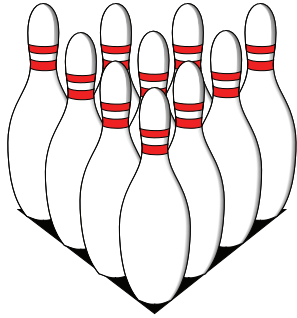
s l e e p

Cats love to \_\_\_\_\_.

Draw a picture of where YOU sleep.

# Write the Sight Words

Look at the sight word, trace the dotted lines, then write it yourself!



she



s

s h e

she

Cindy said \_\_\_\_\_  
will go bowling.



# Learning Sight Words


Use the sight word "the" to fill in the blanks to complete each sentence

\_\_\_\_\_ teacher would  
like to see you.

Please pass \_\_\_\_\_  
salt and pepper.

\_\_\_\_\_ cookies are in  
\_\_\_\_\_ cookie jar.

Starting with the first word, change one letter to make the next word.



  r     u     g  



\_\_\_\_\_



\_\_\_\_\_



\_\_\_\_\_



\_\_\_\_\_



\_\_\_\_\_

Starting with the first word, change one letter to make the next word.



h a t



\_\_\_\_\_



\_\_\_\_\_



\_\_\_\_\_



\_\_\_\_\_



\_\_\_\_\_






Trace then write the word cat on the lines below.

Cat

Use the word cat in a sentence.


Draw a picture in the box to go with your sentence.

Follow these  
steps to draw  
your own cat!






Trace then write the word frog on the lines below.




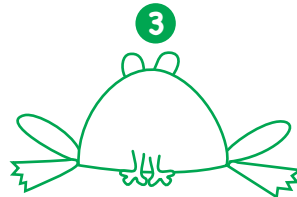
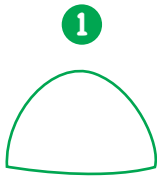
Use the word frog in a sentence.

Four sets of horizontal lines for writing a sentence. Each set consists of a solid top line, a dashed middle line, and a solid bottom line.

Draw a picture in the box to go with your sentence.



Follow these  
steps to draw  
your own frog!



# Kindergarten Writing

Write a Sentence




Dog

Trace then write the word dog on the lines below.


Dog

Use the word dog in a sentence.

Draw a picture in the box to go with your sentence.



Follow these steps to draw your own dog!



Great job!

---

is an Education.com writing superstar

