

Summer Fun Starter

P
Preschool



Table of Contents

Summer Fun Starter

Fly Home Little Birds!
Shapes Coin Toss
Cross the River
Sandwich Stacker
Bug Hunt!
Let's Go Fishing!
Beach Ball Blast
Ride the Roller Coaster!
Road Trip Bingo
Sight Words Bingo


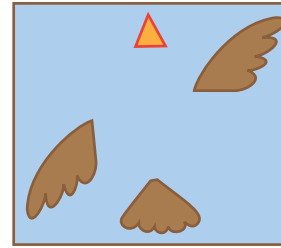



Certificate of Completion

Want more workbooks? Join Education.com Plus to save time and money.
<http://www.education.com/education-plus/>

Have a grown-up help you with the die and game pieces. The die is on the next page.

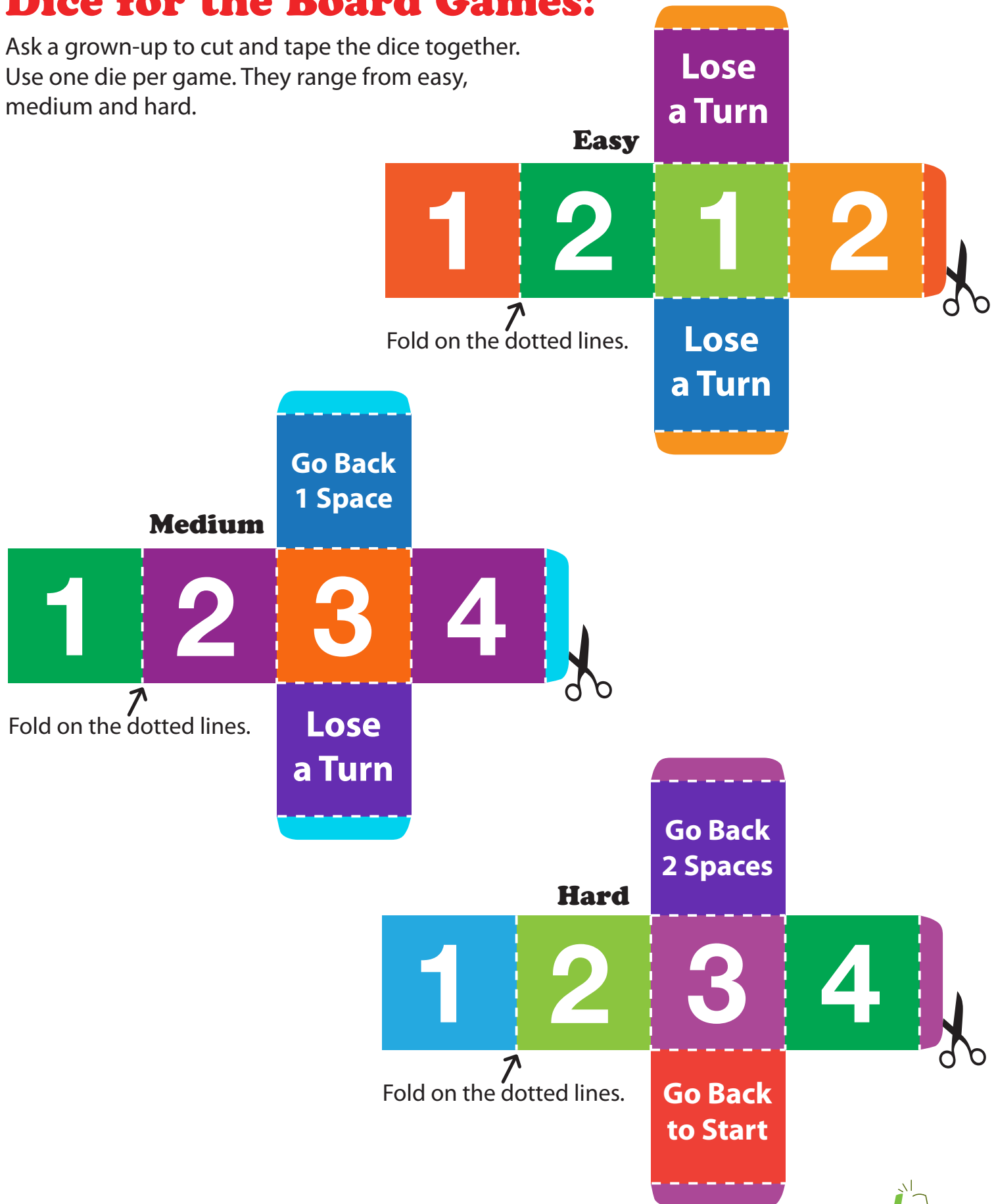
Toss the die, then move your penny bird across the clouds to the finish!

Cut out the pieces and tape a penny onto them to make birds for the game!






Dice for the Board Games!

Ask a grown-up to cut and tape the dice together. Use one die per game. They range from easy, medium and hard.




Coin Toss

Each player takes a turn and tosses 5 pennies onto the board, and then counts all the ones that made it into part or all of the white circle. Players get 1 point for each score and a double point for a penny landing in the star in the middle. The player with the most points after 3 rounds wins!



Cross the River

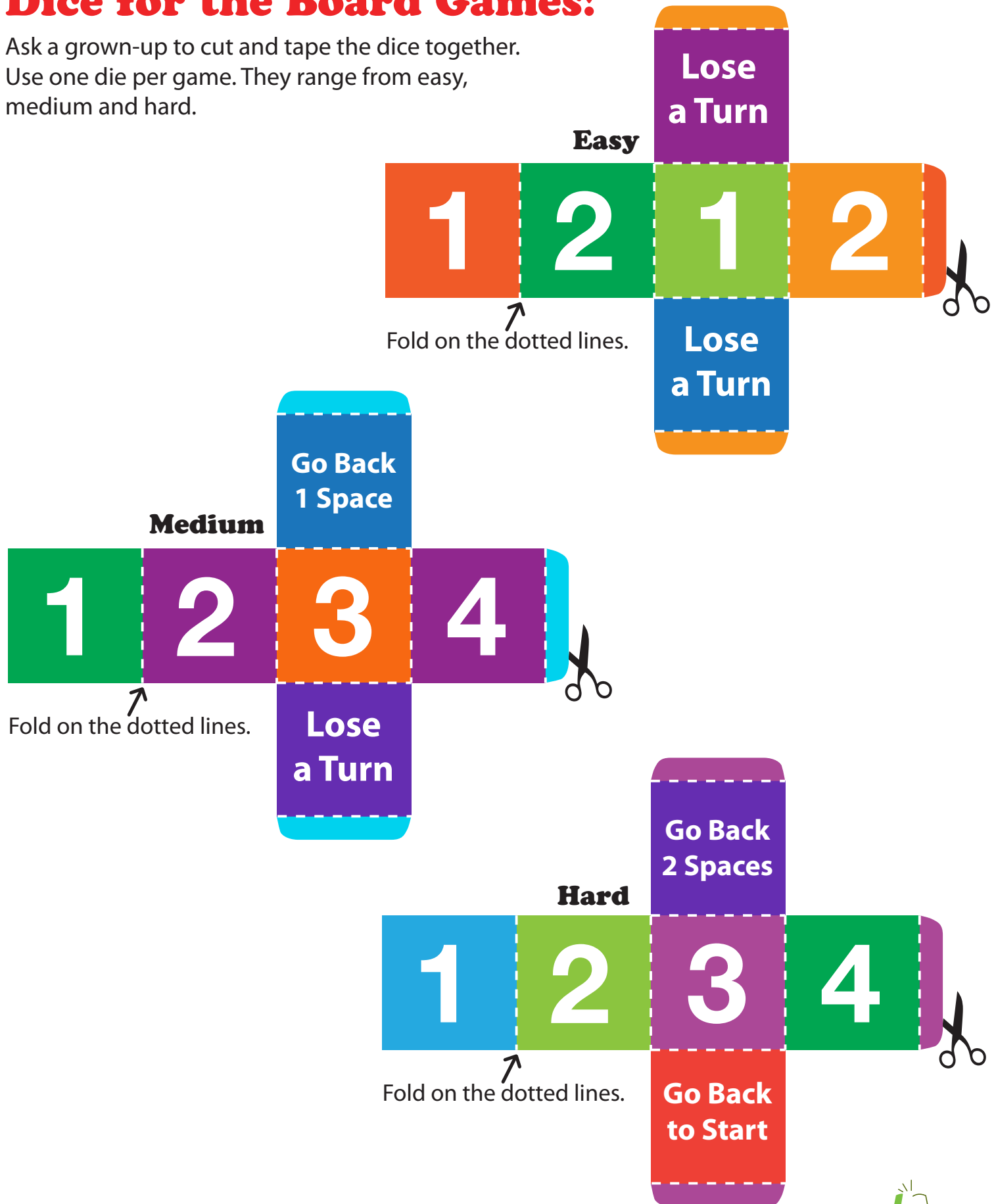
Use coins as playing pieces. Have a grown-up cut out and put together one of the die from the second page. Toss the die. Move your coin over the rocks and across the river following the arrows. First one to cross the river wins!




This page can also be used as a coloring page!






















Dice for the Board Games!

Ask a grown-up to cut and tape the dice together. Use one die per game. They range from easy, medium and hard.




Sandwich Stackers!



<p>START HERE</p> <p>Go this way </p>						
	<p>How to Play!</p> <ol style="list-style-type: none"> Place three stacks of the sandwich fixings on the squares marked in the center of the game board. Players roll the die to move their pieces. When they land on a spot, they pick up the same game card from the piles in the center of the board. <i>(If you land on a square and there are no more pieces left for that item, you can choose a card from another pile.)</i> The game is finished when all the game cards have been picked up. Players then stack the cards into individual sandwiches. The one with the most complete sandwiches wins! <div style="text-align: center;">  <p>I ♥ Sandwiches!</p> </div>					
	<div style="display: flex; justify-content: space-around; align-items: center;"> <div data-bbox="493 876 787 1169" style="border: 2px solid brown; padding: 10px; text-align: center;">Bread</div> <div data-bbox="903 876 1197 1169" style="border: 2px solid orange; padding: 10px; text-align: center;">Peanut Butter</div> <div data-bbox="1312 876 1606 1169" style="border: 2px solid purple; padding: 10px; text-align: center;">Jelly</div> </div>					
						
						



Sandwich Stackers!

Have a grown-up help with these!



Fold on the dotted lines.

Cut, fold and then tape the dice together.































Fold the pieces on the dotted lines and set them up like this!

Cut and fold the game pieces!





























Sandwich Stackers!

Cut on the dotted lines!



Sandwich Stackers!

Cut on the dotted lines!


















FATHER'S DAY
GAMES

Bug Hunt!







- 1 Have Dad help you with the die and game pieces.
- 2 Put a bug on each leaf except for start and finish. Put the rest on the Bonus Bugs area.
- 3 Toss the die, then move your net the number of spaces rolled.
- 4 Pick up the bug on each space you land on. The one with the most bugs at the end wins!

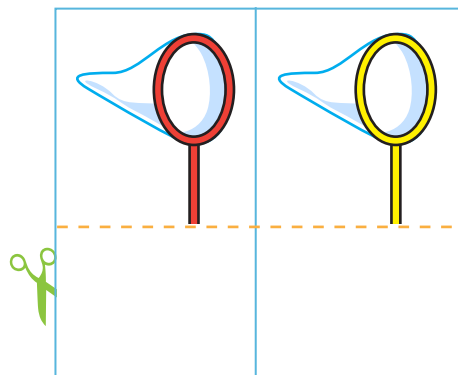


FATHER'S DAY
GAMES

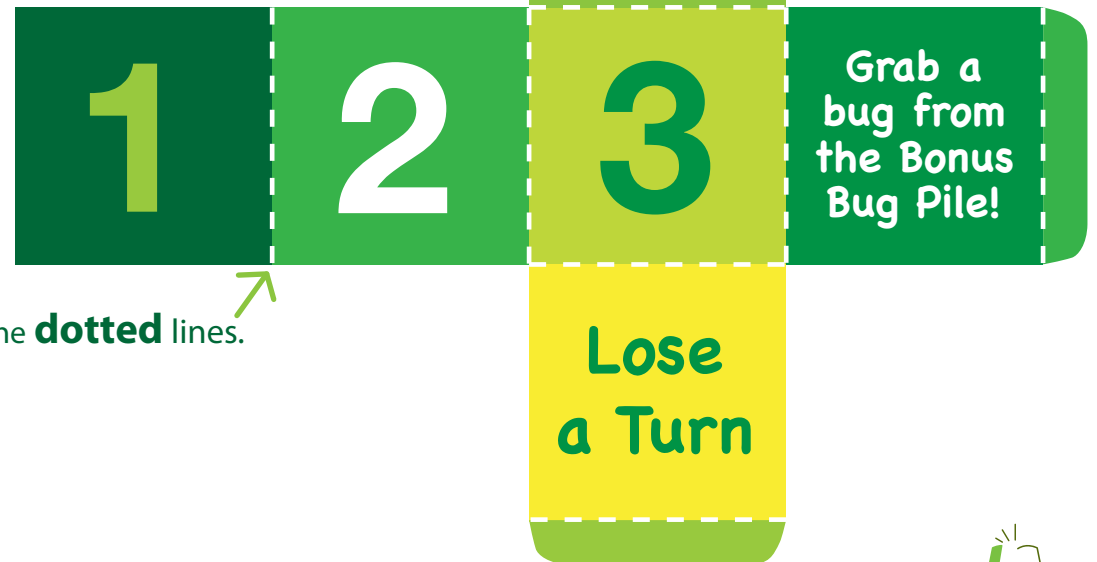
Bug Hunt!



Ask Dad to **help** cut
and **tape** this **together**.




Fold on the **dotted** lines.



FATHER'S DAY *Let's Go* GAMES Fishing!



























- 1 Have your Dad help cut out and assemble the dice and fish cards from pages 2 and 3.
- 2 Pile all the fish cards face down on the pond below.
- 3 Each player takes a turn at rolling the dice and follows the directions for “catching” fish.
- 4 When all the fish are gone from the pond, the players then add up the points from their fish cards and the one with the most points wins!



FATHER'S DAY *Let's Go* GAMES Fishing!






FATHER'S DAY **GAMES** Let's Go Fishing!



Fold on the dotted lines.

Cut, fold and then **tape** the dice together. **Now** you are ready to **play!**

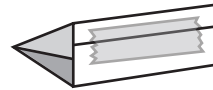




Beach Ball Blast

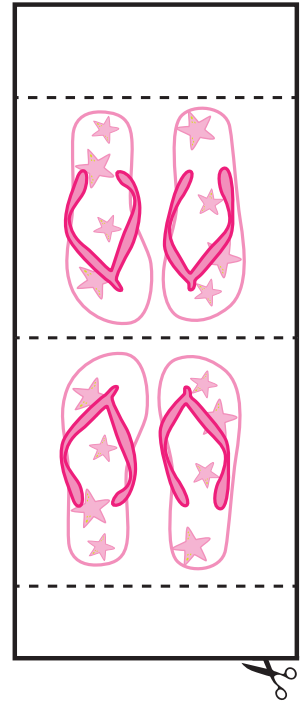
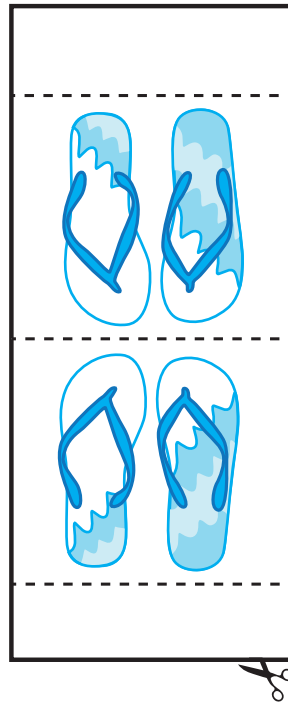
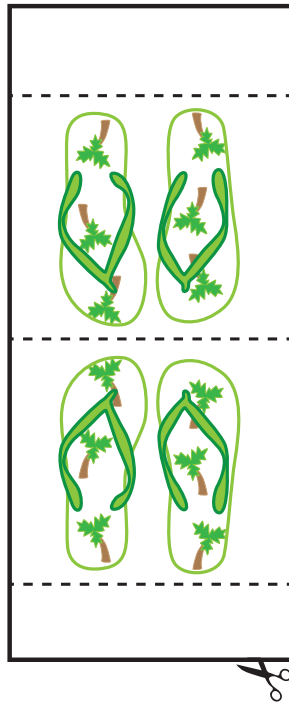
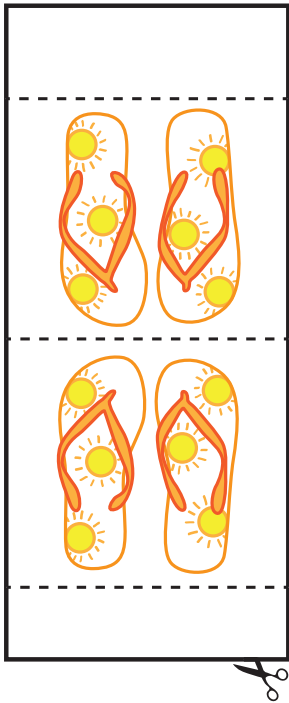


Game Pieces



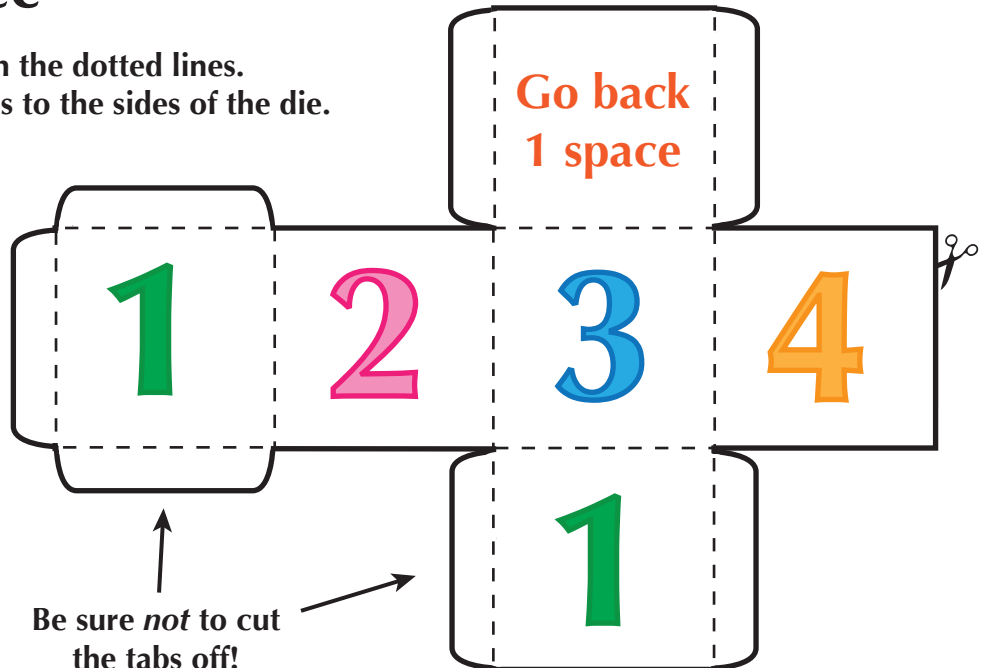
Place a piece of tape on the bottom

Cut out and fold on the dotted lines.



Dice



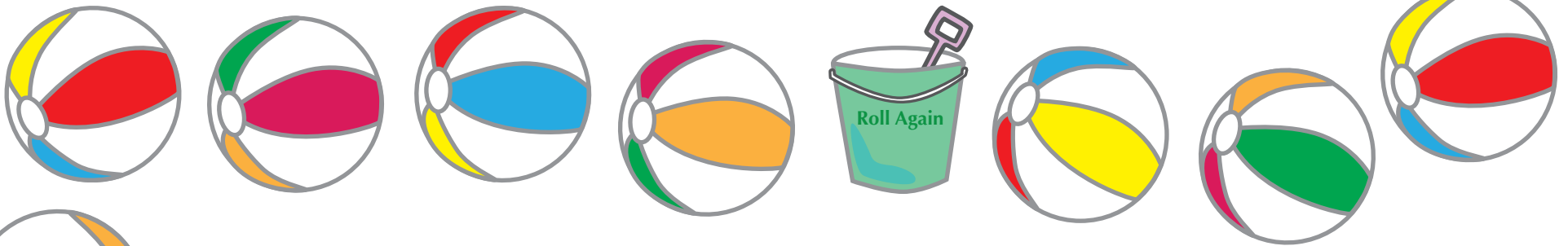

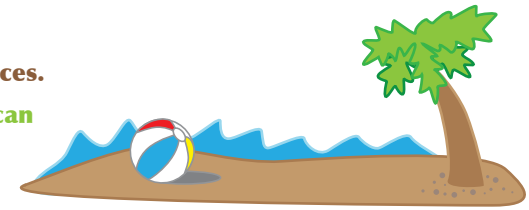
Cut out and fold on the dotted lines.
Then tape or glue the tabs to the sides of the die.



Beach Ball Blast

Ask an adult to help you cut out the game pieces.

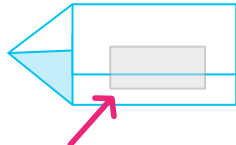
Then take turns rolling the die and see who can make it to the sand castle first!



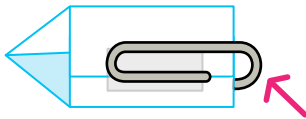
Ride the Roller Coaster!




Fold on the dotted lines.



Tape on the bottom.



For added stability, slide a paper clip on the bottom of each piece.




Cut, fold and then **tape** the dice together. **Now** you are ready to **play!**


For **best results**, print on **thicker paper**.




Fold on the dotted lines.






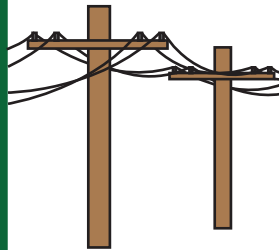


CUT ON THE DOTTED LINES. THEN LINE UP WITH THE SECOND PAGE AND TAPE THEM TOGETHER!






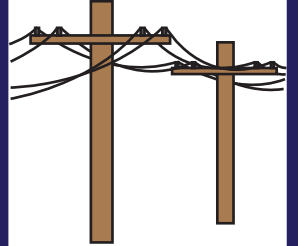


Ride the
Roller Coaster!








R O A D T R I P B I N G O



R O A D T R I P
B I N G O




R O A D T R I P
B I N G O



R O A D T R I P
B I N G O

Cut out these markers to cover the spaces on your Bingo card!







Sight Words

BINGO

Board 1

one	color	hand	rabbit	cat
dog	three	leg	blue	doll
girl	bird		yellow	four
brown	head	five	animal	toy
fish	feet	red	two	black



Sight Words

BINGO




Board 2



five	nose	girl	blue	four
red	dog	boy	animal	eyes
ball	black		head	bird
fish	two	color	three	ears
green	rabbit	leg	brown	feet



yellow	nose	three	feet	dog
ball	cat	rabbit	head	color
fish	blue		red	four
animal	toy	leg	fish	green
boy	one	black	girl	bird



Cut out the sight words below, mix them up and get ready to play!



color

bird

toy

red

rabbit

ball

blue

fish

doll

yellow

one

feet

green

two

leg

brown

three

eyes

black

four

hand

animal

five

head

dog

girl

nose

cat

boy


ears





Sight Words

BINGO




Board 4

animal	leg	bird	color	boy
four	hand	green	eyes	three
red	black		rabbit	dog
two	ears	brown	cat	five
doll	one	feet	nose	ball



Sight Words































BINGO



dog	blue	five	eyes	black
brown	doll	boy	hand	rabbit
three	bird		one	toy
cat	color	feet	yellow	leg
four	nose	green	animal	ears





















































Cut these pieces out and use them to mark the squares for the words that are called.

Sight Words  BINGO	Sight Words  BINGO	Sight Words  BINGO	Sight Words  BINGO	Sight Words  BINGO	Sight Words  BINGO	Sight Words  BINGO	Sight Words  BINGO	Sight Words  BINGO	Sight Words  BINGO
Sight Words  BINGO	Sight Words  BINGO	Sight Words  BINGO	Sight Words  BINGO	Sight Words  BINGO	Sight Words  BINGO	Sight Words  BINGO	Sight Words  BINGO	Sight Words  BINGO	Sight Words  BINGO
Sight Words  BINGO	Sight Words  BINGO	Sight Words  BINGO	Sight Words  BINGO	Sight Words  BINGO	Sight Words  BINGO	Sight Words  BINGO	Sight Words  BINGO	Sight Words  BINGO	Sight Words  BINGO
Sight Words  BINGO	Sight Words  BINGO	Sight Words  BINGO	Sight Words  BINGO	Sight Words  BINGO	Sight Words  BINGO	Sight Words  BINGO	Sight Words  BINGO	Sight Words  BINGO	Sight Words  BINGO
Sight Words  BINGO	Sight Words  BINGO	Sight Words  BINGO	Sight Words  BINGO	Sight Words  BINGO	Sight Words  BINGO	Sight Words  BINGO	Sight Words  BINGO	Sight Words  BINGO	Sight Words  BINGO




Cut these pieces out and use them to mark the squares for the words that are called.

Sight Words  BINGO	Sight Words  BINGO	Sight Words  BINGO	Sight Words  BINGO	Sight Words  BINGO	Sight Words  BINGO	Sight Words  BINGO	Sight Words  BINGO	Sight Words  BINGO	Sight Words  BINGO
Sight Words  BINGO	Sight Words  BINGO	Sight Words  BINGO	Sight Words  BINGO	Sight Words  BINGO	Sight Words  BINGO	Sight Words  BINGO	Sight Words  BINGO	Sight Words  BINGO	Sight Words  BINGO
Sight Words  BINGO	Sight Words  BINGO	Sight Words  BINGO	Sight Words  BINGO	Sight Words  BINGO	Sight Words  BINGO	Sight Words  BINGO	Sight Words  BINGO	Sight Words  BINGO	Sight Words  BINGO
Sight Words  BINGO	Sight Words  BINGO	Sight Words  BINGO	Sight Words  BINGO	Sight Words  BINGO	Sight Words  BINGO	Sight Words  BINGO	Sight Words  BINGO	Sight Words  BINGO	Sight Words  BINGO
Sight Words  BINGO	Sight Words  BINGO	Sight Words  BINGO	Sight Words  BINGO	Sight Words  BINGO	Sight Words  BINGO	Sight Words  BINGO	Sight Words  BINGO	Sight Words  BINGO	Sight Words  BINGO



- Listen carefully as each word is called out and see if it is on your board.
- If it is, use the "Sight Words BINGO" pieces to cover the word.
- If you cover a line of words from top to bottom, across or from corner to corner, then yell "BINGO" to win!

Cut these pieces out and use them to mark the squares for the words that are called.



Great job!

is an Education.com reading superstar

