

Count, Sort, & Classify

P
Preschool

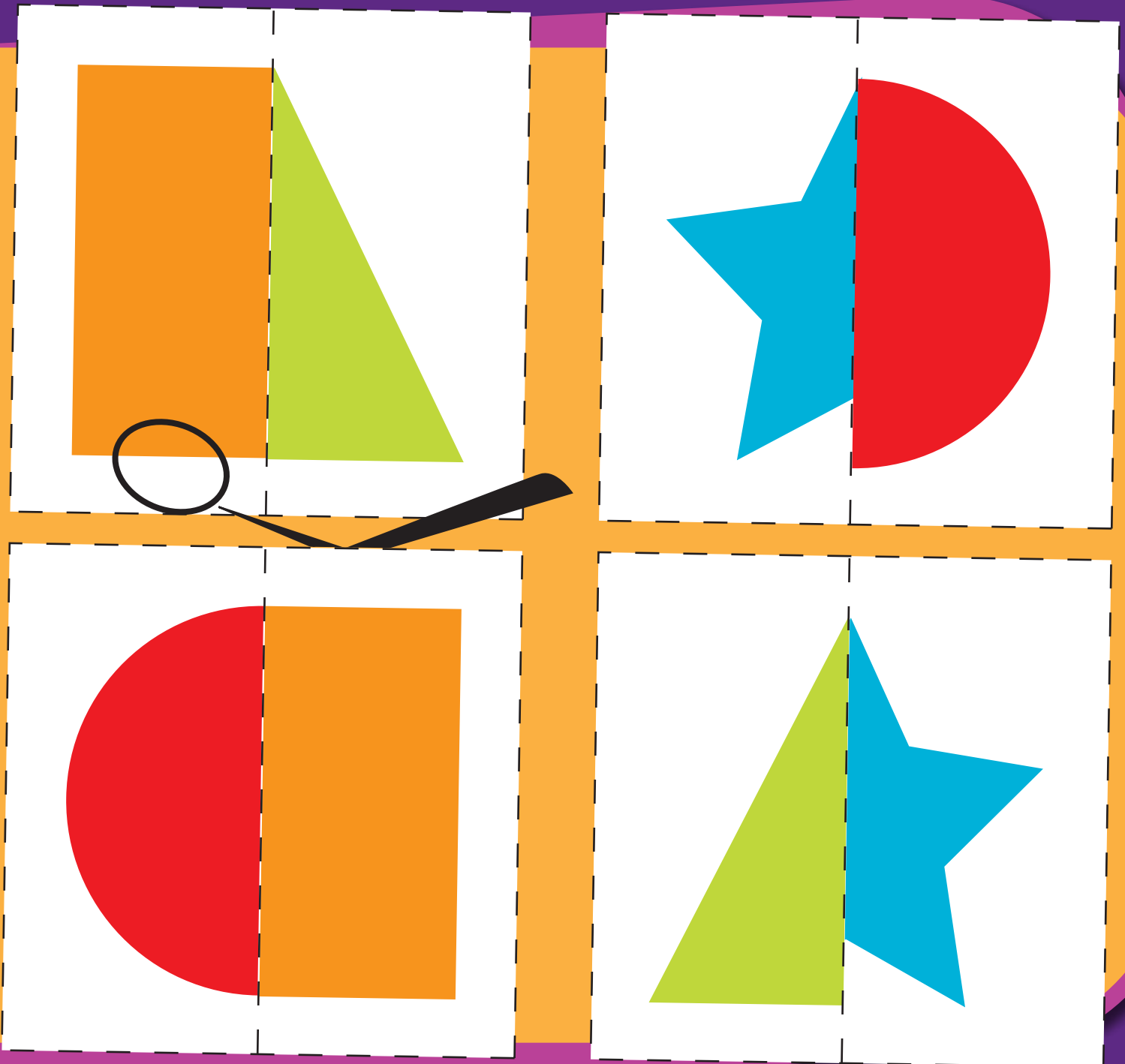


Table of Contents

Count, Sort and Classify

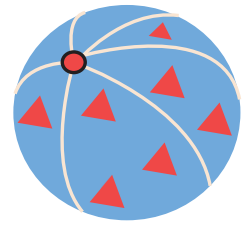
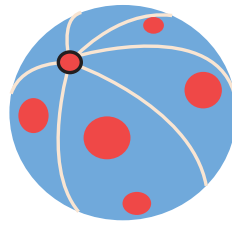
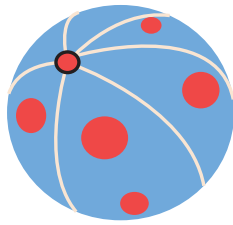
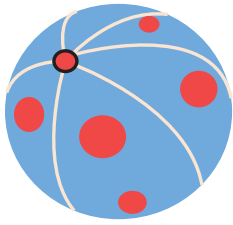
What a Difference
Match the Pairs of Socks
Count and Classify! #1
Count and Classify! #2
Count and Classify! #3
Count and Classify! #4
Preschool Categorizing #1
Preschool Categorizing #2
Preschool Categorizing #3
Preschool Categorizing #4
Sailboats Match Up
Fruits and Veggies
Planting Vegetables in the Garden
Match the Animal to its Shadow
Shape Mix-Up

Certificate of Completion







Want more workbooks? Join Education.com Plus to save time and money.
<http://www.education.com/education-plus/>

What A Difference

Look at the pictures below and draw a circle around the correct picture.








Which ball is different?







Which penguin is different?



Which two t-shirts are different from the rest?



Which two leaves are different from the rest?



Color in the stars. Make them all different!

Match up all the pairs to find the one odd sock



Count and Classify!

Look at the toys and answer the questions below.



How Many?

Have wheels? _____

Don't have wheels? _____

Make music? _____



Are animals? _____

Are not animals? _____

Are for the water? _____

Count and Classify!

Look at the furniture and answer the questions below.



How Many?

Are for sitting?

Are for sleeping?

Are soft?





Are hard?

Are yellow?

Have red on them?

Count and Classify!

Look at the animals and answer the questions below.



How Many?

Live in the water?

Can fly?

Cannot fly?



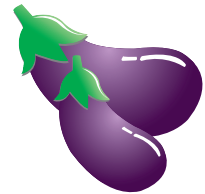




Are pets?

Are wild?

Spend time in trees?

Count and Classify!

Look at the food and answer the questions below.



How Many?

Are fruits?

Are vegetables?

Are purple?

Are yellow?



Are orange?

Grow on trees?


Categorizing

#1

Cut out the squares below. Then sort into the correct category box.

**Animal****Food**


Cut out the squares below. Then sort into the correct category box.



Fruit

Flowers



Cut out the squares below. Then paste them into the correct box.



Underwater

In the Air

Cut out the squares below. Then paste them into the correct box.


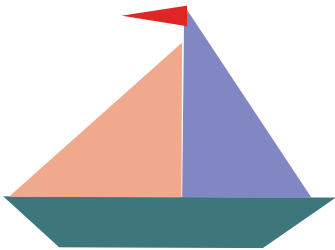
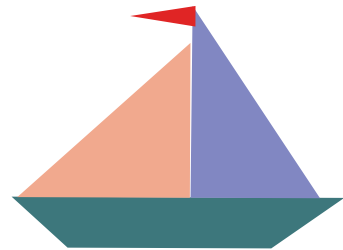






Insect





Animal

Sailboats Match Up

Draw a line to match the sailboats.





These sailboats are a little different. Can you tell what is different about them?




Fruits and Veggies

Some of these things don't belong with the others. Can you find them?
Say the name of each picture. Circle the one that doesn't belong.





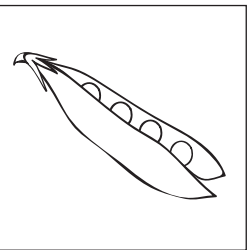

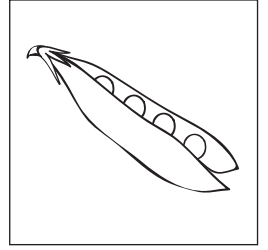
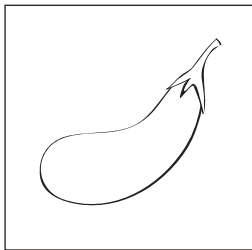


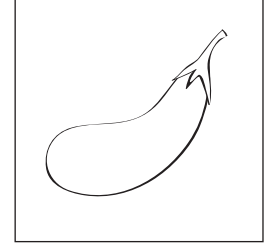


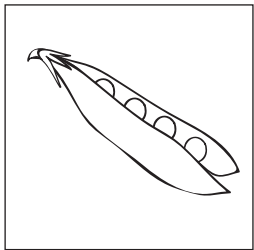

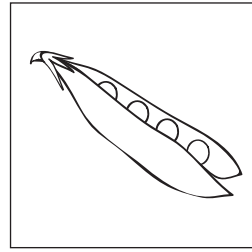
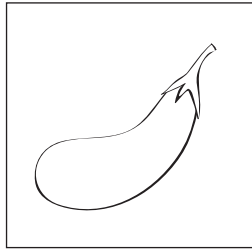

Planting Vegetables in the Garden







Planting Vegetables in the Garden

Color all the vegetables. Then cut them out with the help of a parent. Next sort them and paste each kind of vegetable in a row to plant your own vegetable garden.

Parent Tip: Talk about how plants grow & stages of planting. Ask the child to name more vegetables.


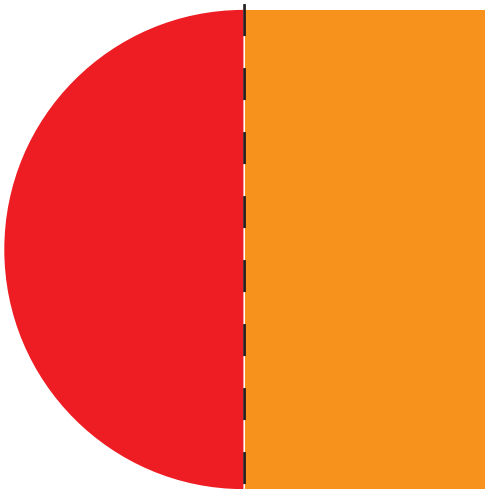




Match the animal to its shadow.



Shape Mix-Up

Oops! These shapes are all mixed up. Can you put them back together?
Cut out the pictures and match them to make a circle, square, triangle, and star.





Great job!

is an Education.com math superstar

