


Writing

P

Preschool



Bed



Nest





Table of Contents

Preschool Writing

Tracing Numbers: Ten
Cutting: Snake Spiral
Cutting Triangles: Build a House
Cutting Circles: Build a Snowman
Cutting Squares and Rectangles: Build a Robot
Cutting Wavy Lines: Oliver the Octopus
Tracing Horizontal Lines
Why Did the Chicken Cross the Road: Diagonal Lines 1
Matching: Clown Face Twins
Fill in the Letters: C T E
Fill in the Letters: A B C
Fill in the Letters: S D B
Fill in the Letters: H C B D
Fill in the Letters: F L P
Fill in the Letters: T C M B
Count, Draw, and Color
Color and Activity Placemat

Certificate of Completion


Want more workbooks? Join Education.com Plus to save time and money.
<http://www.education.com/education-plus/>



Ten

This is the number 10.


There are 10 shells in the sea. Color the shells.



Trace the number 10.

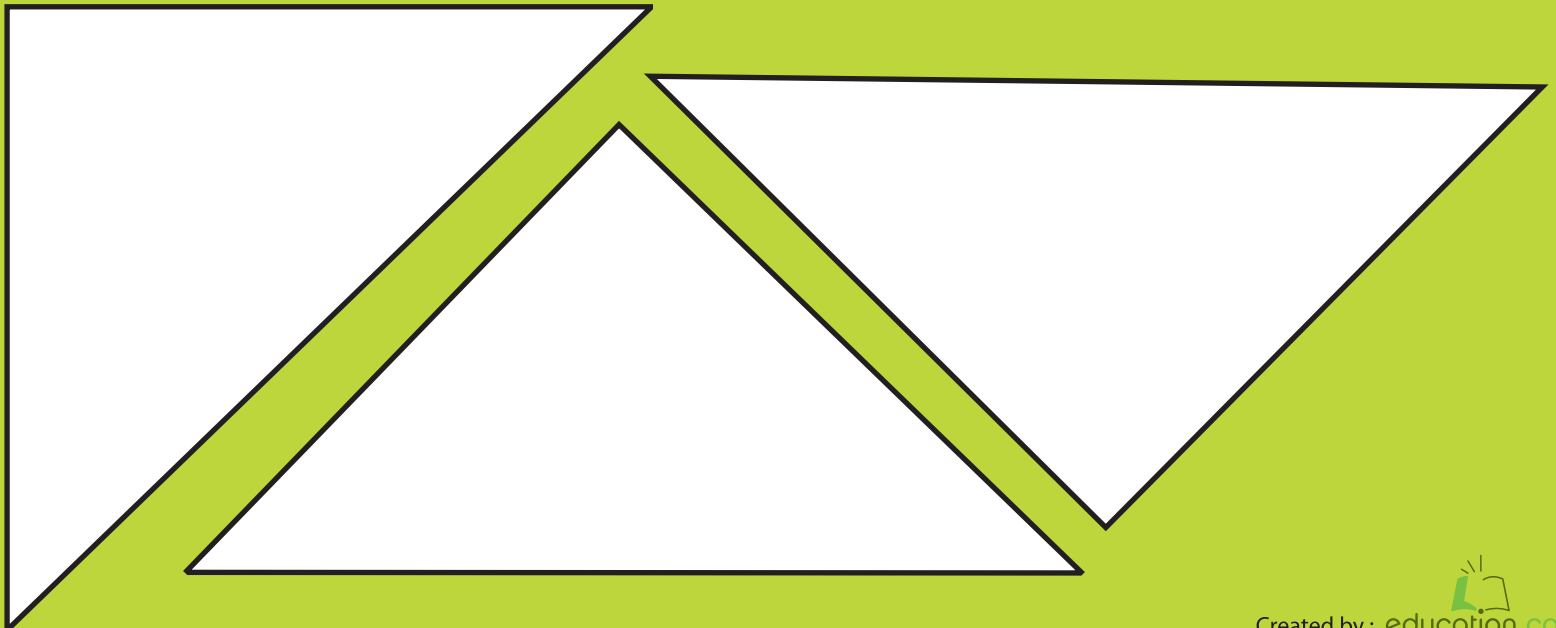

Snake Spiral

Snakes come in different shapes and sizes. Some have stripes and some have spots. Color the snake below with your favorite colors, then ✂ cut along the spiral for a bouncy snake toy!






Build a House

First, ✂ cut off the bottom part of the page along the dotted line. Then, cut out the triangles below and glue them on the picture. Color the triangles to complete Piggy's house. Hang your house in a special place.




Build a Snowman


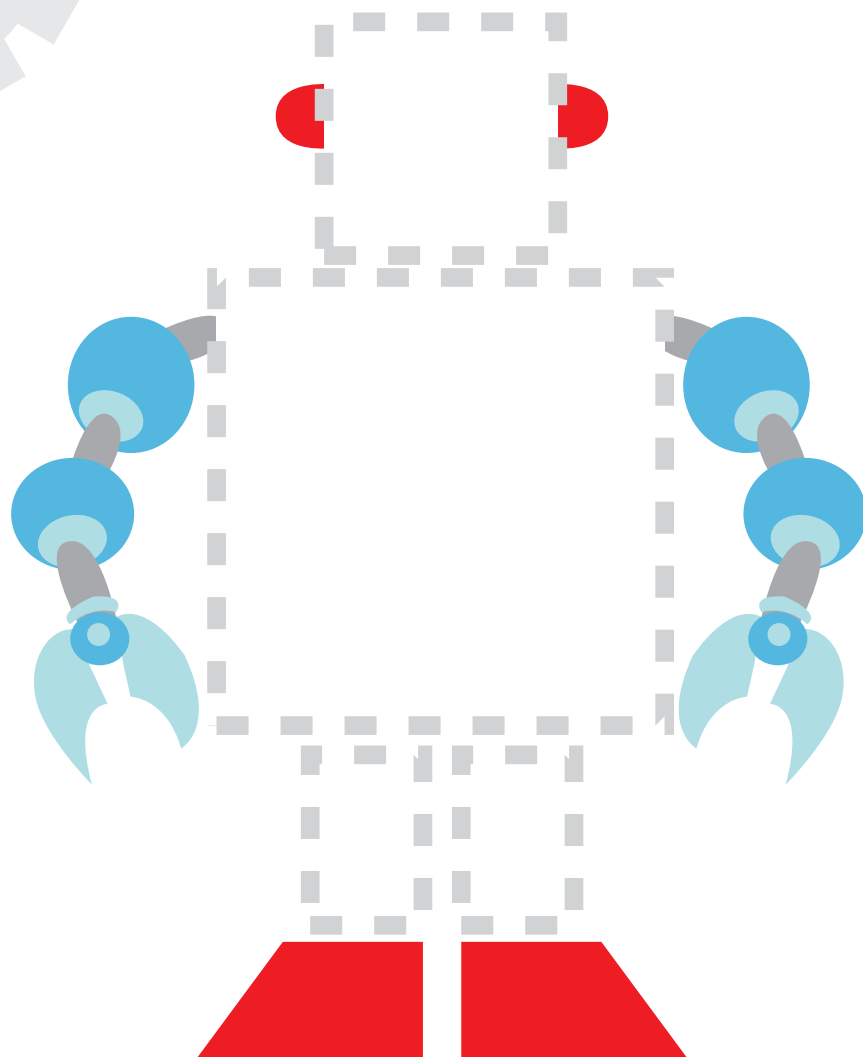


First, ✂ cut off the bottom part of the page along the dotted line. Then, cut out the circles and glue them on the picture above to build a fun snowman! Don't forget to draw a face. Hang your snowman in a special place.





Build a Robot



First, cut off the bottom part of the page along the dotted line. Then, ✂ cut out the shapes and glue them on the picture above to build a funky robot! Don't forget to draw a face. Hang your robot in a special place.




Oliver the Octopus

Did you know that an octopus has eight tentacles?



Cut out the tentacles on the next page.

Then, glue them on Oliver the Octopus to finish the picture.





1



2



3



4



5



6



7




8





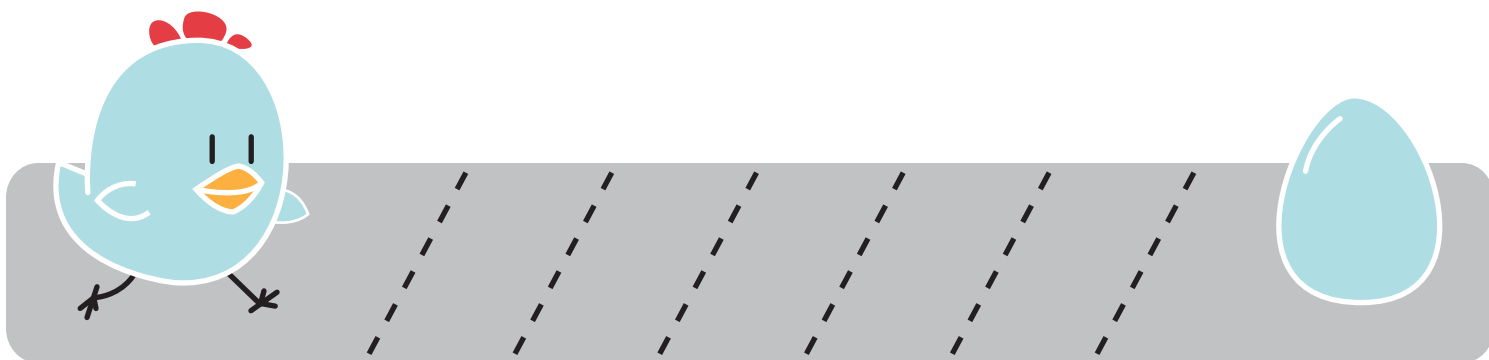
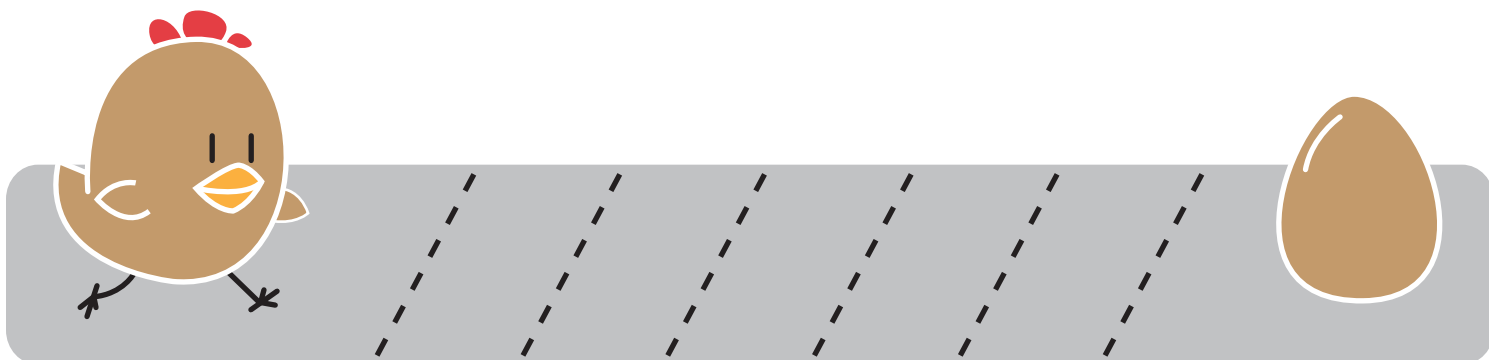
Fine Motor Skills Development

Trace the horizontal dotted lines in the picture. Then color the picture.



Why Did the Chicken Cross the Road?

Can you help these chickens cross the road?
Trace the lines to finish the crosswalks
and help the chickens get to their eggs.



Clown Face Twins




Can you match each clown with his twin?




Fill in the Letters

C T E

Using the letters above,
Write in the missing letter to make a word!



E lephant




ow



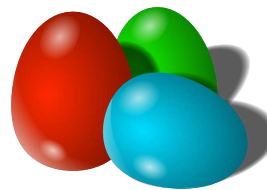
upcake



iger



urtle




ggs


Fill in the Letters

A B C


Using the letters above,
Write in the missing letter to make a word!



Bike



pple




ee



at



ake



nt


Fill in the Letters

S D B

Using the letters above,
Write in the missing letter to make a word!




s now



olphin



ear



inosaur



eal



all

Fill in the Letters

H C B D

Using the letters above,
Write in the missing letter to make a word!



Hat



ox




uck



up



ag




amel


Fill in the Letters

F L P


Using the letters above,
Write in the missing letter to make a word!




P en



l ower




l ane



e mon



a mp




l y


Fill in the Letters

T C M B

Using the letters above,
Write in the missing letter to make a word!



C arrot



— ruck —




— ree —



— aby —




— at —




— ouse —

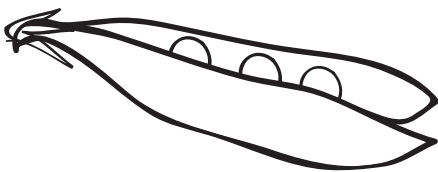
COUNT, DRAW AND COLOR



How many windows do you see ?.....




Draw 4 windows on the plane.



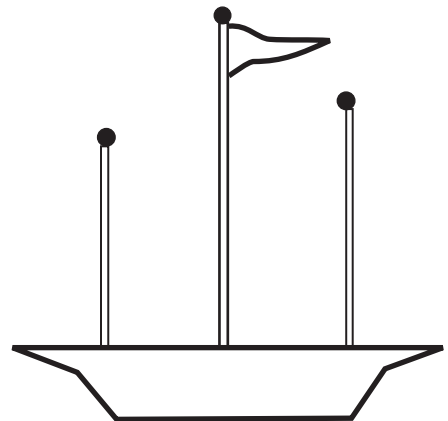
How many peas do you see ?



Draw 2 peas inside the pod.




How many sails do you see ?




Draw 3 sails on this ship.



How many leaves do you see ?



Draw 6 leaves on this stem.



A

B

C

D

Z

Y

X

W

V



U

T

S

R

Cut along the dotted line, then line up with the second page and tape or glue them together to make your placemat!


placemat. Write and decorate your name in the center!

E

F

G

H




I

J

K

L

M



O

P

Q

R

Tape or glue first page here.



Great job!

is an Education.com writing superstar

