

STORY STARTERS FOR NEW WRITERS

K
Kindergarten

FIRST

Get two slices
of bread

NEXT

Put jelly on one
side



LAST

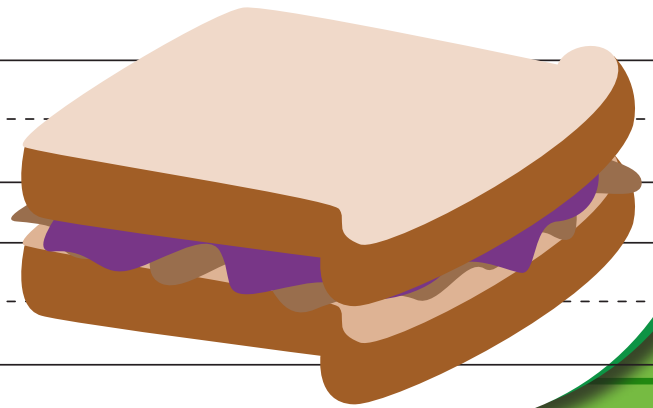


Table of Contents

Story Starters for New Writers

I Like...
My House Is...
Write a Body Sentence #1
Write a Body Sentence #2
Write a Body Sentence #3
Fruits & Veggies Are...
Transition Words
What You Do in the Morning
How to Make a PB & J Sandwich
How Does It Start? #1
How Does It Start? #2
How Does It Start? #3
Fun During Recess!
Lunch Time!
My Favorite Things
Write a Letter
My Special Day
Expert Story

Certificate of Completion

Want more workbooks? Join Education.com Plus to save time and money.
<http://www.education.com/education-plus/>

Name: _____

Date: _____

I Like...

Fill in the blanks to create your own simple list story.

I like _____.

I like playing with _____.

I like to _____
_____ in school.

I like _____ weather.

I like the color _____.

I like going to _____.

I like my _____.

Most of all, I like _____
_____!

Name: _____

My House Is...

Date: _____

Fill in the blanks to create your own simple list story.

My house is _____.

My front door is _____.

The colors of the walls are _____
and _____.

My backyard is _____.

There are _____
rooms in my house.

My room is _____.

My house is near _____.

The best thing about my house
is _____.

Write a Body Sentence

Cut out the three body sentences at the bottom of the page. Look at each story. Read the beginning sentence and the concluding sentence of the story. Pick the body sentence that makes sense, and glue it to the correct story.



1. I love to eat apples, especially red ones!

(paste sentence here)

They are very nutritious for you.

2. I love to play sports. I love to play outside.

(paste sentence here)

I play at the park every weekend.

3. I went fishing with my parents.

(paste sentence here)

We caught a lot of fish!



I'm always in the mood for soccer.

We rode a boat into the lake.

They are my favorite fruit.



Write a Body Sentence

Cut out the three body sentences at the bottom of the page. Look at each story. Read the beginning sentence and the concluding sentence of the story. Pick the body sentence that makes sense, and glue it to the correct story.

1. Have you met my cat? My cat is brown.

(paste sentence here)

I love my cat very much.

2. I have a great room.

(paste sentence here)

I do my homework in there. It is my favorite room in my house.

3. I got a bike. It has two wheels.

(paste sentence here)

I ride it everyday.

I play in it all the time.

He is a nice pet.

My bike is red.



Write a Body Sentence

Cut out the three body sentences at the bottom of the page. Look at each story. Read the beginning sentence and the concluding sentence of the story. Pick the body sentence that makes sense, and glue it to the correct story.

1. It's my birthday this weekend.

(paste sentence here)

I hope I get a lot of presents!

2. I'm going to watch a movie tonight.

(paste sentence here)

I love going to the movies.

3. Have you ever been to the aquarium?

(paste sentence here)

There's a lot to learn at the aquarium.

I always buy popcorn and candy.

I can't wait to eat cake.

I enjoyed watching the penguins.

Fruits and Veggies are...

Name: _____

Date: _____

Fill in the blanks to create your own simple list story.

Fruits are _____

but veggies are _____.

Fruits come from _____.

Veggies come from _____.

My favorite fruit is _____.

My favorite vegetable is _____.

The best meal with fruits is _____.

The most tasty meal with veggies is _____.

The most important thing about fruits and veggies is _____.

Transition Words

Cut apart the transition word flash cards. Practice reading the words out loud with an adult. Then, try using each word in a sentence. See if you can use three words in three sentences that go together and make sense.

FIRST

SECOND

THIRD

NEXT

THEN

FINALLY



What You Do In The Morning




Write and draw a story about what you do every morning.

Beginning (1 sentence and drawing)

First,

Middle (3 sentences and drawings)

Then,






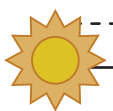
Middle (continued)



Next,

Middle (continued)

Next,






End (1 sentence and drawing)



A large empty rectangular box with an orange border, intended for drawing.

Finally,



THE END!





..... How To Make A PB & J Sandwich



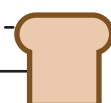
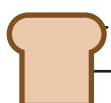
Write and draw instructions on how to make a peanut butter and jelly sandwich.

Beginning (1 sentence and drawing)

First,

Middle (3 sentences and drawings)

Then,





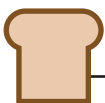
Middle (continued)



Next,

Middle (continued)

Next,






End (1 sentence and drawing)



Large empty rectangular box for drawing.

Finally,



THE END!



How Does It Start?

This story is missing its first sentence! Choose the correct topic sentence from the bank and write it in the empty space to complete this paragraph.

Sentence Bank

Baseball is much more fun than football.

My dog Max loves his Frisbee.

The weather is very nice outside.

When I throw it for him
he chases it happily.
That Frisbee is definitely
his favorite toy.

How Does It Start?

This story is missing its first sentence! Choose the correct topic sentence from the bank and write it in the empty space to complete this paragraph.

Sentence Bank

I am allergic to bees.

Fruits and veggies are very good for you.

Winter is my favorite season.

I love sitting by the fire
and watching the snow
fall outside. My favorite
winter activity is sledding.

How Does It Start?

This story is missing its first sentence! Choose the correct topic sentence from the bank and write it in the empty space to complete this paragraph.

Sentence Bank

Humans have five senses.

There are 8 planets in our solar system.

Plants get energy from the sun.

They are: sight, smell,
sound, taste and touch.
Our senses help us to
experience the world
around us.

Fun During Recess!

Name: _____

Use the word bank to fill in the blanks!

Today I am _____
(emotion)

to go to recess! I want to start

a game of _____
(sport)

between _____ and me. I hope I
(people or person)

can grab the _____ ball first
(color)

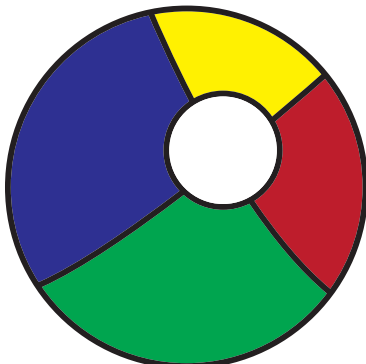
because that's my _____ toy.
(adjective)

I also want to play on the _____
(playground structure)

and climb across the _____ .
(playground structure)


I am going to feel _____ once
(emotion)

recess is over!



Word Bank

happy	green	excited
soccer	friends	
sad	monkey bars	
basketball	swings	
slide	favorite	
blue	classmate	




Lunch Time!

Name: _____

Come up with your own words to fill in the blanks!

Today for lunch I am having

_____. It is very
(food)




important to eat a(n) _____
(fruit or vegetable)

everyday. I _____ it whenever I
(emotion)

eat a lunch from home. I prefer it when my

_____ makes my lunch. My
(family member)

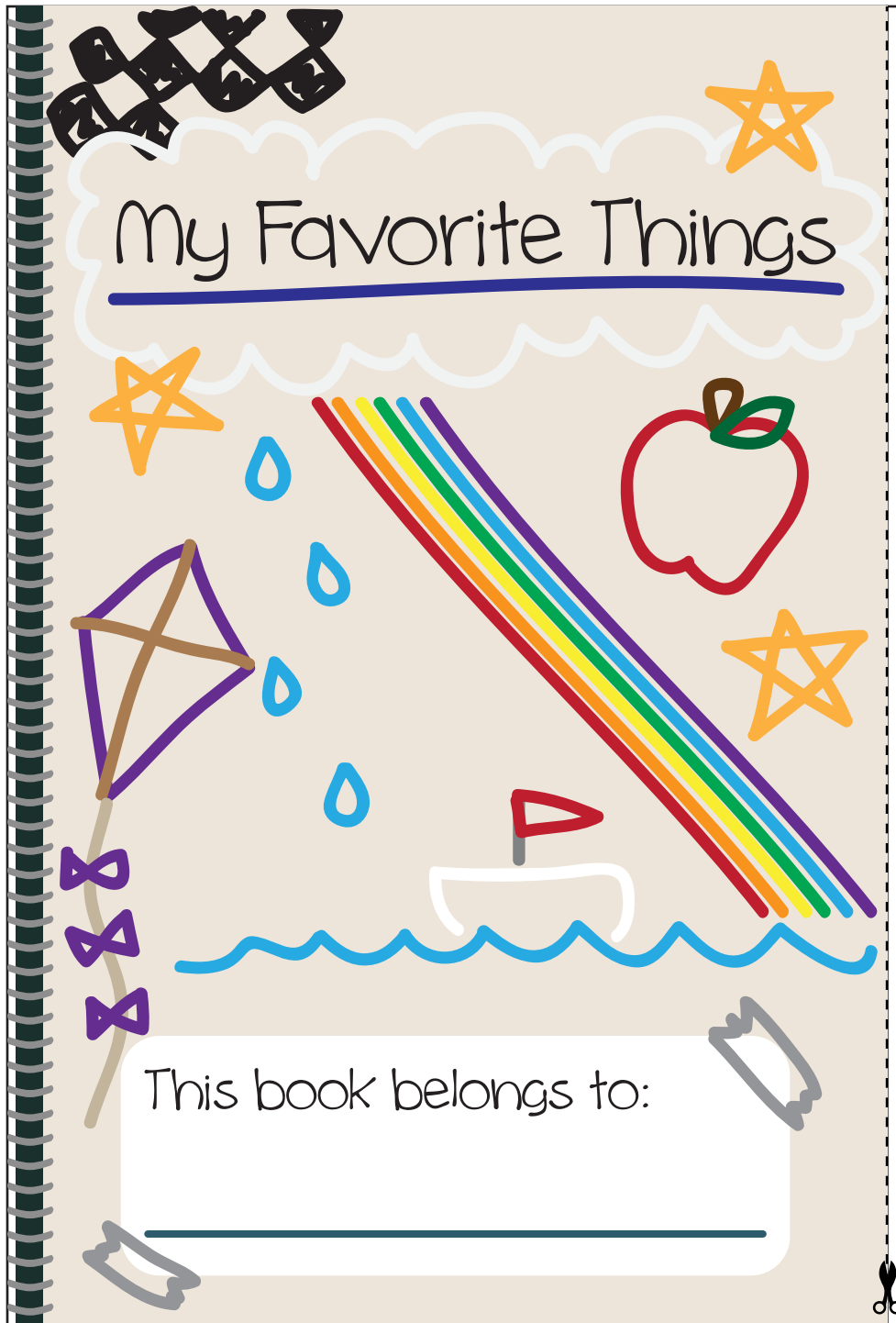
favorite thing to drink for lunch is _____.
(beverage)



My favorite thing to eat for lunch
is _____.
(food)

Lunch time is the _____.
(adjective)

time of the day!



Directions:

(Do not include this page in your book.)

Celebrate ME with a mini booklet of favorites. Finish each sentence and draw a picture to show some of your favorite things. Then have an adult help you cut out each page on the guided lines. Staple them all together to create your own book.




My favorite color is

My favorite song is

Draw a picture using your favorite color.

Draw a picture of you dancing to your favorite song.






My favorite food is

Draw a picture of your favorite food.



My favorite holiday is



Draw decorations for your favorite holiday.





My favorite fruit or
veggie is

Draw your favorite fruit or veggie.



My favorite book is

Draw a character from your favorite book.



My favorite sport is

My favorite outdoor activity is

Draw what items are used to play your favorite sport.

Draw where you would do this outdoor activity.



My favorite game is

My favorite toy is

Draw what your favorite game is.

Draw your favorite toy.



Write A Letter

Write a letter to a friend!

Remember to include all parts shown in this template.

12/13/09	Date
Dear Mikey,	Greeting
I can't wait for the soccer game!	Body
Sincerely,	Closing
Anne	Signature

(date)	

(greeting)	

(body)	

(closing)	

(signature)	





My Special Day




Can you remember a day that was very special to you? Draw and write down 3 important details about your special day.

On my special day I



It made me happy
because

The thing I remember
the most is



Expert Story

Be an expert! Think of a topic that you know and love very well. It could be a sport, an animal, a holiday, etc. Write your topic on the line below.

Planning Page

Your topic:

What are some important things to know about your topic? Have a brainstorm and write notes below:

Ideas Bank:

Why do you like your topic?

What is it?

Is it something you can hold or something you do?

Describe how it feels, looks and sounds.

Is it colorful?

Expert Story

Use what you listed on the planning page to write your expert story.

Writing Page

One of my favorite topics is

Draw a picture to go with your expert story.



Great job!

is an Education.com writing superstar

